CITY OF LOCK HAVEN, PA

2021 BUDGET

Presented for Council consideration and public review

November 2, 2020

Photo
© Budget Artist

November 2, 2020	2021 proposed budget presented for Council consideration and public review including the first reading of the 2021 budget ordinance fixing the tax rate for the next year (OTCCCL 517) followed by the first Budget Hearing (OTCCCL 517). Discussion regarding budget sections for General Government Administration (Departments 400, 401), Finance & Tax Collection (402, 403), and Economic Development & Planning (465), Community Development & Recreation (452), and UCC Code and Property Maintenance enforcement (413, 414).
November 3, 2020	2021 proposed budget placed on the city's website for public review (TCCC 11809.c.1) and available in print form upon request to the City Manager's office
November 7, 2020	Publication of newspaper notice of intent to adopt the 2021 budget ordinance and ordinance setting the 2021 real estate millage rates on December 7, 2020 (TCCC 11809.c.2)
November 9, 2020	Regular meeting of City Council including the first budget hearing (OTCCCL 517) with discussion on Public Safety including Police & Parking, Fire
November 16, 2020	Regular meeting of City Council including the second budget hearing (OTCCCL 517) with discussion on Public Works supported by public taxes including streets, parks & recreation, flood protection, and stormwater maintenance including discussion of the exploration of the implementation of a Stormwater Management Fee on city properties effective 1/1/2022
November 23, 2020	Regular meeting of city council including the third budget hearing (OTCCCL 517) with discussion on Public Works supported by user fees including water and wastewater services, and the city's Piper Memorial Airport
December 7, 2020	Adoption of the 2021 Budget Ordinance fixing the tax for the next fiscal year (TCCC 11809.d)
March 1, 2021	Presentation of the Capital Improvement Program Budget for Council's consideration (City Code 1-199.51)

TABLE OF CONTENTS

Organizational Chart	6
Budget Message	7
2020 Budget Ordinance	9
2020 Tax Ordinance	11
Combined Funds Overview	12
Combined Public Safety	14
Combined Public Works	16
Combined Debt Service	18
General Fund	19
Revenues	20
Administration	22
Finance & Tax Collection	24
Information Services	26
Community Life & Recreation	28
Planning & Development	30
UCC Codes, Zoning & Blight	32
Police	34
Parking	36
Fire	38
Public Works Administration	40
DPW Street Operations	42
DPW Vehicle Maintenance	44
DPW Property (Parks & Levee)	46
Debt Service	49
Capital Improvement Fund	49
Capital Reserve Fund	49

Water Fund 51
Revenues 52
Water System 54
LHCA Watershed Maintenance 55
Debt 56
Water Projects Fund 56
Sewer Fund 57
Revenues 58
Administration 60
Treatment 61
Collection 62
Debt 63
Sewer Projects Fund 63
Airport Fund 63
Revenues 64
Operations 66
Airport Projects Fund 67
Liquid Fuels Fund 70
Minor Funds 73
Multiyear Funds 79
Future Year Budget Projections 83
Supplemental Information 85
Tax Structure 86
Real Estate Values 87
Tax-Exempt Values 88
Community Profile 89

ORGANIZATIONAL CHART

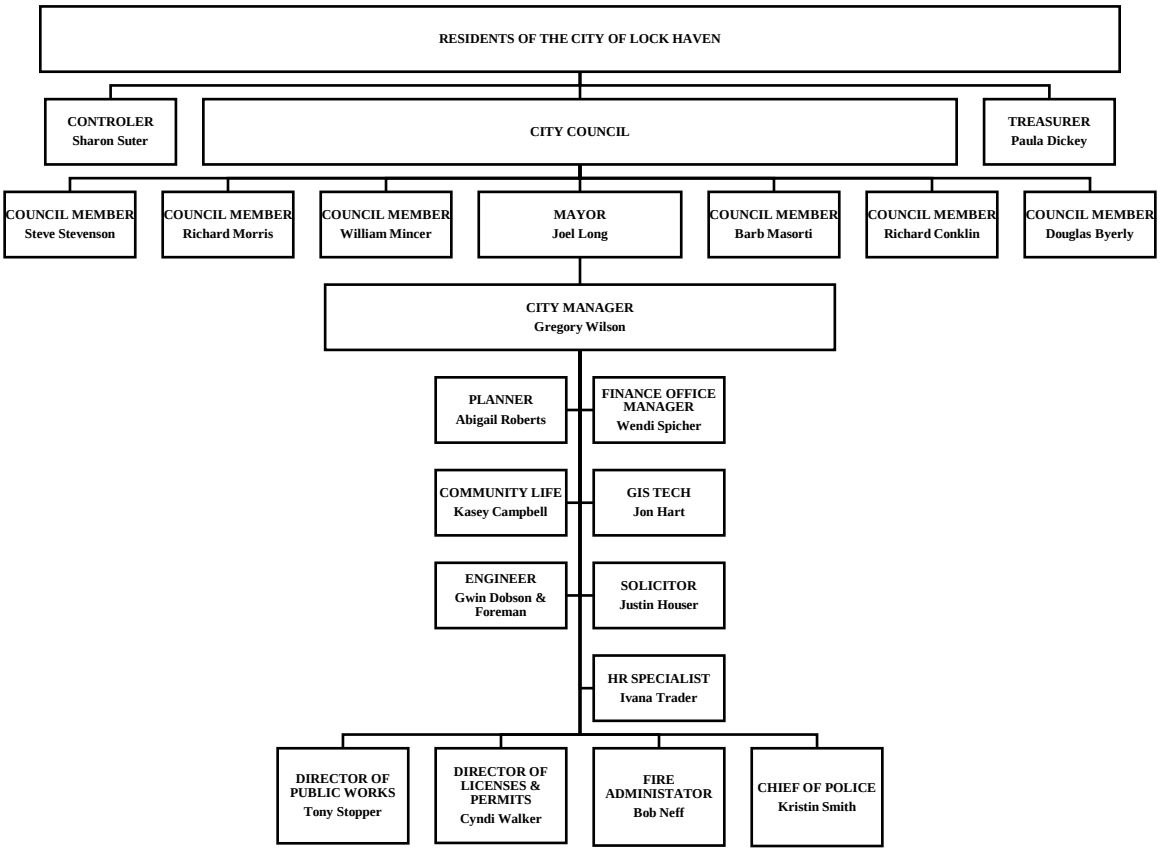

Honorable Members of Council and residents of the City of Lock Haven,

The proposed budget presented in this binder represents the efforts of good stewardship of resident resources that has enabled the recommendation once again that no tax increase is required on real estate in the city. The same recommendation is made to maintain water user fees, sewer user fees and airport rents at their current rates. The positive General Fund outcome this year during the pandemic is primarily the result of state and federal CARES Act and other funding sources which helped to subsidize unforeseen expenses brought about by COVID-19 response and mitigation efforts.

This year has been heavily driven by the pandemic which had a negative impact on revenues, and increased expenditures causing the city's reserve fund balance to be exhausted in the process. The city's resources were spared compared to other municipalities, especially those heavily reliant on Earned Income Tax compared to Real Estate Tax which the city is reliant on. Of course, the ability to pay real estate tax in the future is often something driven by earned income. The proposed budget shows every attempt to be conservative with revenues while being overly cautious by inflating expenditures where applicable in order to ensure that there is some buffer for the unforeseen like 2020 held.

This year, may capital projects and other purchases were put on hold in an attempt to stave off estimated losses and save the city from overspending its revenues. While many improvements were made this year, most were people-driven, not purchase-driven improvements to our community. If not for the employees of the city and the diverse talents that each one brings to the table, it would have been difficult to accomplish many of the improvements that were brought to our community. Although small improvements, purchases like the historic district street signs, the farmers market, the outdoor dining park, and improvements to the aesthetics of other community parks and public spaces couldn't have been possible.

I have included future year projections of revenues and expenditures in this year's budget book which shows the standard recommended increase of 2% per year in expenditures our own experience of .98% increase in revenues year-over-year (without increasing taxes). I have also included multi-year and minor funds for your review, which when all combined account for more than $20 million in anticipated expenditures in 2021, a great deal of which is capital investments in our streets and stormwater systems.

When reviewing this document, each resident will have the opportunity to see the way that those involved in the city's governance strive to be good stewards of the resources our residents provide through taxes, user fees and rents. A copy of this document will be available on the city's website and a printed copy can be reviewed on-site at City Hall by calling (570) 893-5900 to arrange for a meeting. All residents are welcome to provide comments, especially as part of the public hearing process detailed on the enclosed budget schedule.

As always, it has been my pleasure to be able to serve our residents over the previous year, and I look forward to continuing positive results from good stewardship,

Gregory J. Wilson, City Manager

CITY OF LOCK HAVEN, PENNSYLVANIA
FILE OF CITY COUNCIL
SESSION OF 2020
ORDINANCE NO. 2020-XX

AN ORDINANCE OF THE CITY OF LOCK HAVEN, IN THE COUNTY OF CLINTON, COMMONWEALTH OF PENNSYLVANIA, APPROPRIATING SPECIFIC SUMS ESTIMATED TO BE REQUIRED FOR THE SPECIFIC PURPOSES OF THE MUNICIPAL GOVERNMENT, HEREINAFTER SET FORTH, DURING THE YEAR 2020

BE IT ENACTED AND ORDAINED, and it is hereby ordained and enacted by the City Council of the City of Lock Haven, County of Clinton, Commonwealth of Pennsylvania:

SECTION I. That for the expenditures and expenses of the fiscal year 2021 the following amounts are hereby appropriated from the fund equities, revenues and other financing sources available for the year 2021 for the specific purposes set forth below:

General Fund (001)	$5,664,954
Water Fund (006)	$2,637,624
Sewer Fund (008)	$3,924,386
Airport Fund (009)	$219,871
Liquid Fuels Fund (035)	$706,584
TOTAL MAJOR FUNDS	$13,920,615

SECTION II. That any ordinance conflicting with this ordinance be and the same is hereby repealed insofar as the same affects this ordinance.

Adopted this __ day of December 2020 to become effective January 1, 2021

INTRODUCED BY _____

PASSED CITY COUNCIL FIRST READING _____

PASSED CITY COUNCIL SECOND READING _____

APPROVED:

_____

Mayor

ATTEST:

_____

City Clerk

How your tax dollar is divided for the 2021 Budget

Revenues by type used to support the City's provision of services

Charges for services (user fees) plus taxes combined represent 91% of off all major fund revenues used to perform the services required by residents of our city and for our intergovernmental partners. State aid and grants, whether for pension support or grant support of recycling education and collection round out the top contributors to city-wide operations.

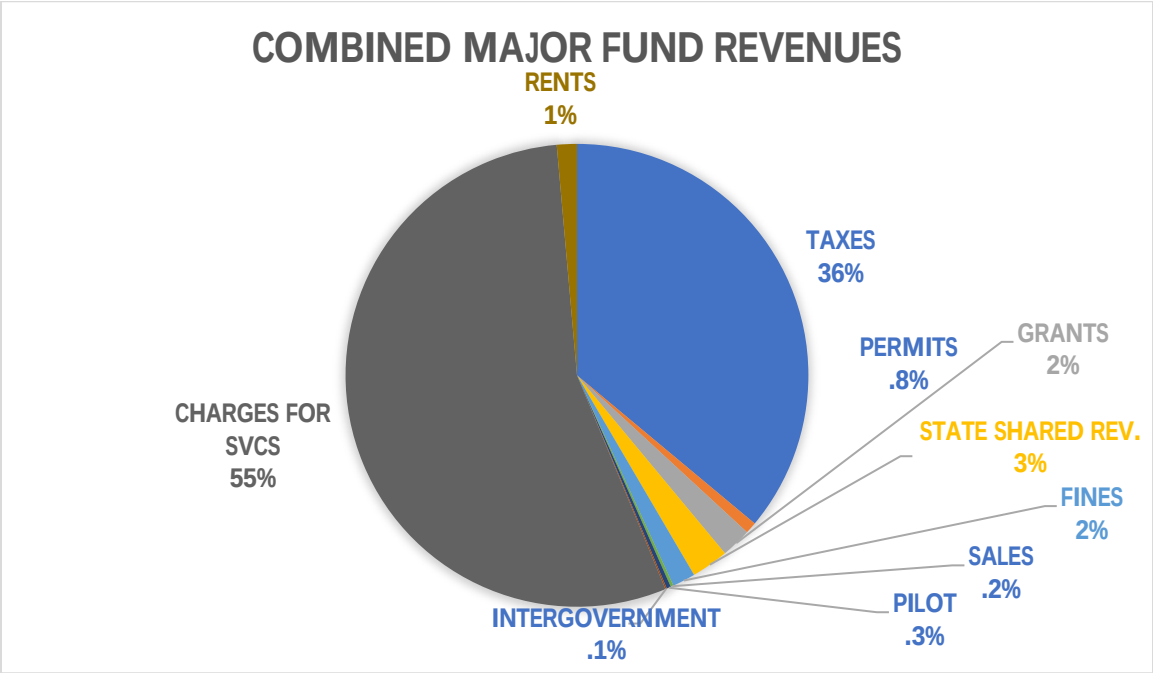

CITY OF LOCK HAVEN, PENNSYLVANIA
FILE OF CITY COUNCIL SESSION OF 2020
ORDINANCE NO. 2020-XX

AN ORDINANCE OF THE CITY OF LOCK HAVEN, CLINTON COUNTY, COMMONWEALTH OF PENNSYLVANIA, FIXING THE TAX RATE FOR THE YEAR 2021.

BE IT ENACTED AND ORDAINED, and it is hereby enacted and ordained by the City Council of the City of Lock Haven, County of Clinton, Commonwealth of Pennsylvania:

That a tax be and the same is hereby levied on all real property within the City of Lock Haven subject to taxation for the fiscal year 2021 as follows:

Being summarized as a split rate as follows:

General Purpose (Land)	26.32036 Mills for each dollar of assessed valuation
General Purposes (Buildings/Improvements)	5.41509 Mills for each dollar of assessed valuation

That any ordinance, or part of ordinance, conflicting with this ordinance be and the same is hereby repealed insofar as the same affects this ordinance.

Adopted this __ day of December 2020 to become effective January 1, 2021

INTRODUCED BY _____

PASSED CITY COUNCIL FIRST READING _____

PASSED CITY COUNCIL SECOND READING _____

APPROVED:

_____

Mayor

ATTEST:

_____

City Clerk

The combined major funds of the city is the traditional measure of the annual budget. These are the General, Water, Sewer, Airport and Liquid Fuels (Highway Aid) Funds. Together, these will generate more than $13,264,180 in revenue to cover more than $11,891,149 in expenditures for the 2020 fiscal year. Of those major funds, 47% of all expenditures are made from the General Fund. The Sewer Fund is the city's second largest fund at 28% of city-wide expenditures and provides for the revenues and expenditures of the treatment of sewer for 7 partnering municipalities & authorities including the city. The Water Fund is 17% of the city's total expenditures and provides for the revenues and expenditures of the distribution of water to the city and portions of Wayne and Castanea Townships.

	FUND 001 GENERAL	FUND 006 WATER	FUND 008 SEWER	FUND 009 AIRPORT	FUND 035 LIQ.FUELS	TOTAL
REVENUE	5,664,954	2,637,624	3,245,207	182,522	706,584	12,436,891
EXPENDITURES	5,528,379	2,258,542	3,924,386	219,871	447,347	12,378,525
RESERVE	136,576	379,082			259,237	774,895

Because of deficiencies in Sewer and Airport funds, cash value for total reserve is representative

However, when combining the major funds, minor funds (recreation, fund-specific and project-specific programs like highway lighting and the Tidlow river dam), and multi-year funds (CDBG), a larger picture comes into view of what residents actually receive for their contribution to the city's public enterprises and services when coupled with private contributions, and the aggressive pursuit of federal and state funding sources. For a resident investment of $2.4 million in real estate taxes, more than $5.5 million is spent on capital improvements in our community (economic development) and $3 million is invested in services provided by Public Works that help to support the quality of life of our community.

	MAJOR FUNDS	CAPITAL PROJECT FUNDS	MINOR FUNDS	MULTI-YEAR FUNDS	TOTAL
REVENUE	12,436,891	5,326,202	761,149	1,717,946	20,242,188
EXPENDITURES	12,378,525	5,004,175	290,720	1,717,946	19,391,366
RESERVE	774,895	322,026	470,429		1,567,350

Because of deficiencies in Sewer and Airport, cash value for total reserve is representative

COMBINED EXPENDITURES BY TYPE TO PROVIDE SERVICE TO THE CITY

Through all its major, minor and multi-year funds, the city expends 35.4% of its total expenditures on wages & benefits, investing in the people that do the work to keep the city safe and productive. The city offers fulltime employees health, dental and life insurances. In 2021, the city will experience a 1.5% increase in the premium cost of health insurance, which is significantly lower than the Pennsylvania Municipal Health Insurance Cooperative average increase of 4.9%. Currently all employees contribute 7% of the monthly premium toward this expense. To counteract this increase, nonunion and AFSCME-affiliated fulltime employees are to contribute 8% toward the health and dental premiums beginning January 1, 2021, while police will contribute 6% of premium. The city also covers the cost of the deductible for health insurance and provides a medical prescription reimbursement for out-of-pocket medical-related expenses of $375 for fulltime employees. Finally, the provision of life insurance and workers compensation insurance rounds out the total expenditures accounted for in wages & benefits.

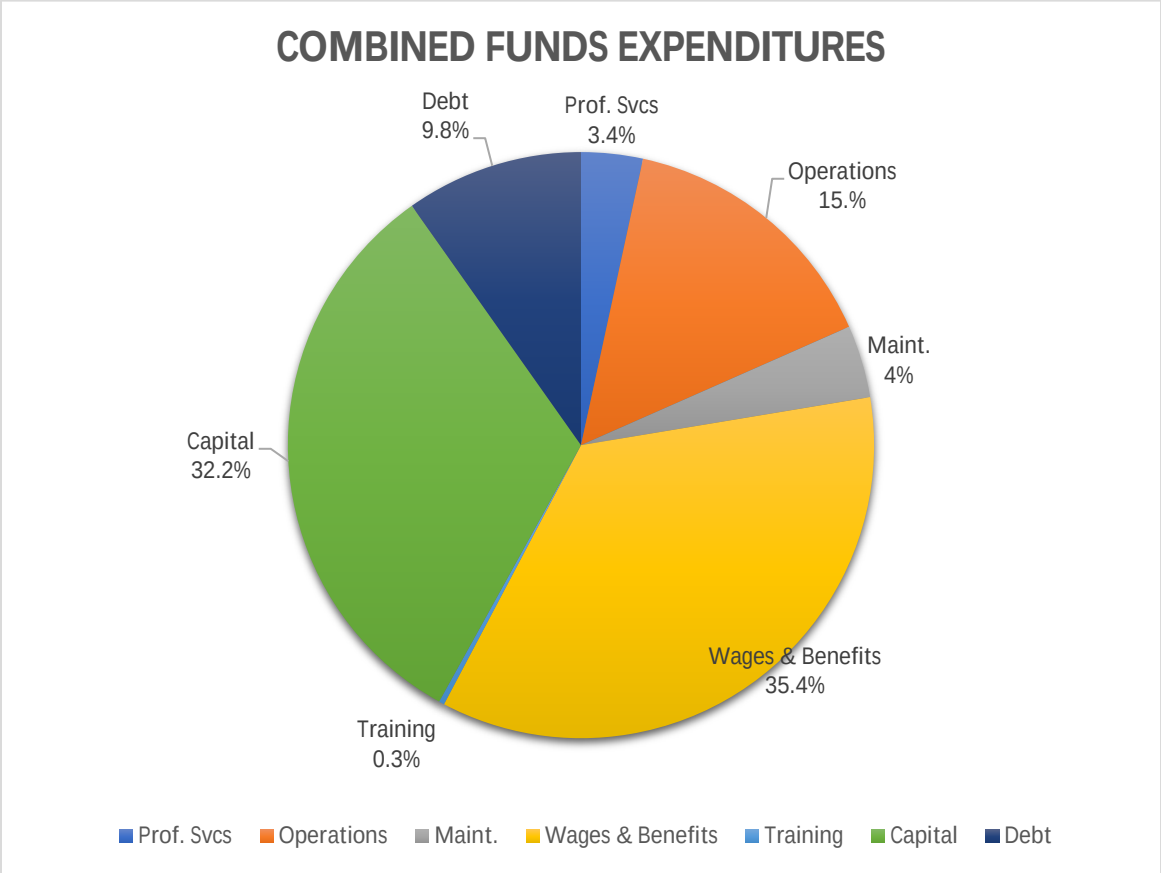

The largest shares of expenditures are for the two divisions that people most frequently associate with the City's operations: Public Safety and Public Works. Combined, these two divisions of the city's operations account for 86% of the total expenditures of the City of Lock Haven. For 2021, $2,773,306 is budgeted for city-wide public safety efforts and $11,939,048 for public works and enterprises.

With the payoff of the 2007/2009 debt service, about 9.8% of all expenditures in the city are for debt service, the annual payments on loans borrowed by the City in order to achieve capital projects and improvements.

POLICE	FIRE	CODES	ZONING
			

The primary obligation of all municipalities in Pennsylvania is to ensure the safety and security of our residents, and the most identifiable way that is accomplished is through public safety expenditures. Safe communities are livable communities.

Accounting for 16% of city-wide government expenditures, Public Safety includes all police, fire, code enforcement (including property maintenance & blight remediation) and zoning operations. All these expenditures are made from the General Fund where taxes are the largest source of revenue.

Because most of these services are people helping and providing services to residents, wages and benefits drive the cost.

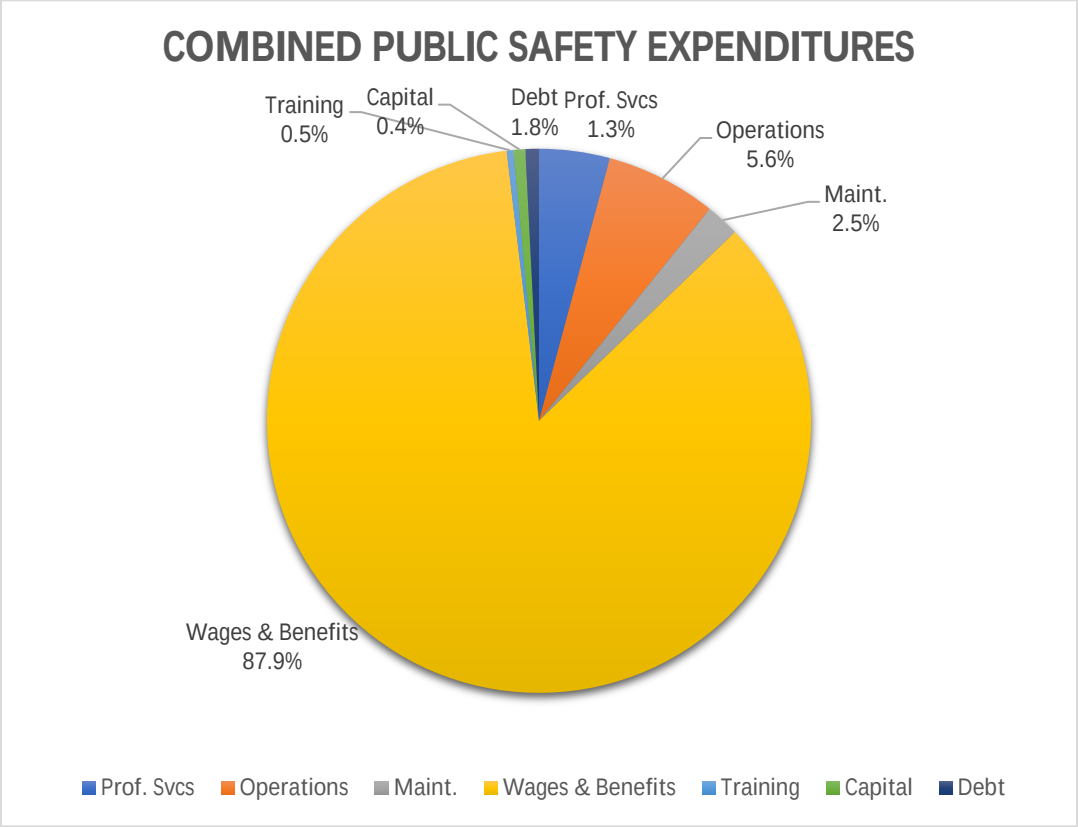

PUBLIC SAFETY ORGANIZATIONAL CHART

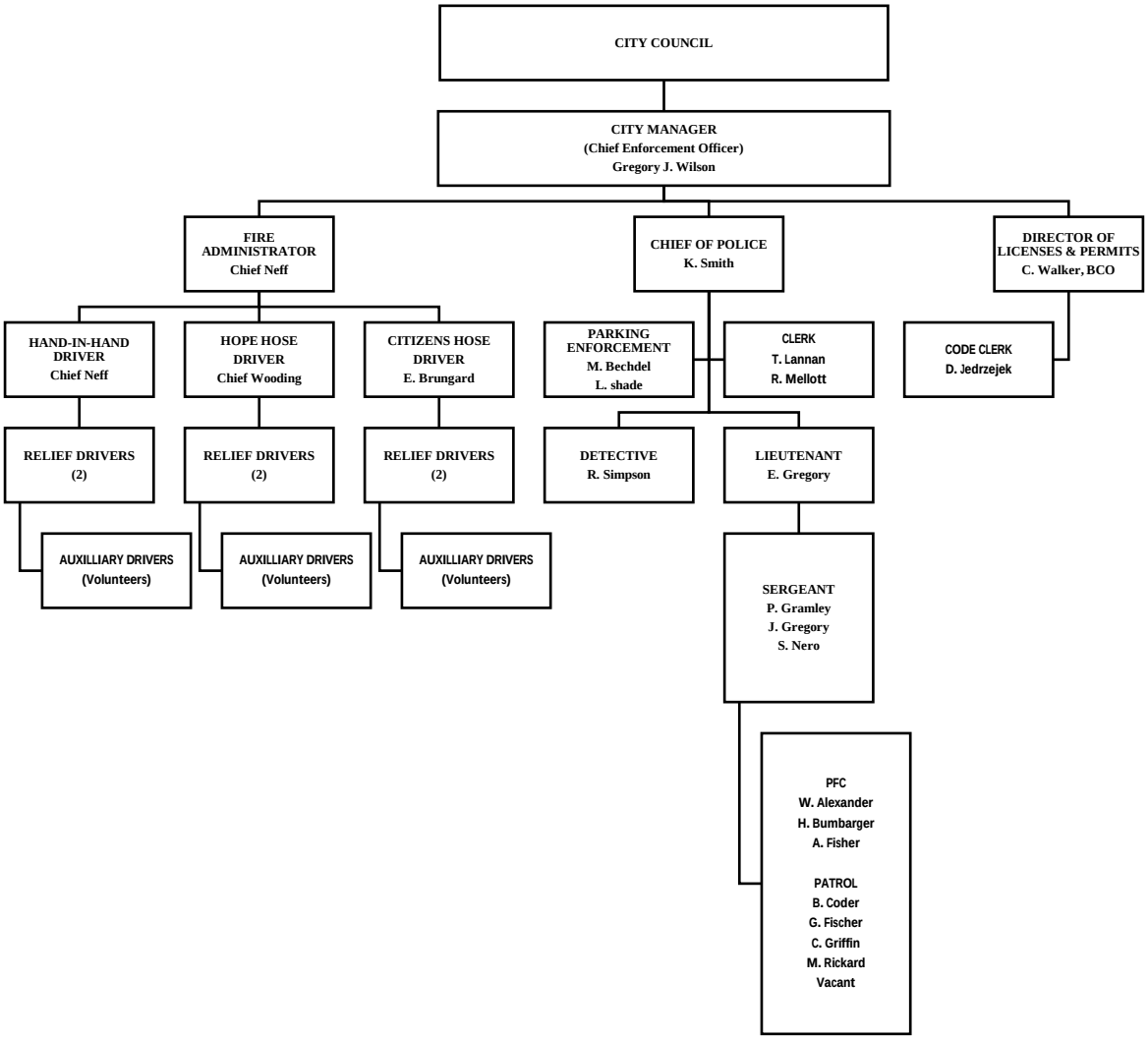

STREETS	WATER	SEWER	AIRPORT

When including not only the major funds, but capital project funds, minor and multi-year funds, the Department of Public Works accounts for 70% of annual city-wide governmental expenses. The Department of Public Works also promotes public safety, whether through the provision of safe drinking water or the treatment of sewage, and by ensuring that streets are in a condition to provide safe travel year-round.

Combined Public Works operations include street maintenance and paving, winter maintenance, stormwater and flood control including levee maintenance, park and recreation facility maintenance, maintaining the vehicles & equipment needed to perform these tasks as well as the enterprises the city operates: water, sewer and the airport. User fees from the enterprise funds offset $5,165,062 or 43% of all public works expenditures. The balance is expended from taxes, whether those levied by the city or by the state through liquid fuels tax you pay at the pump, or by federal and/or state grants. For 2021, the city will receive $245,129, about $32 thousand less than 2020 from State Liquid Fuels.

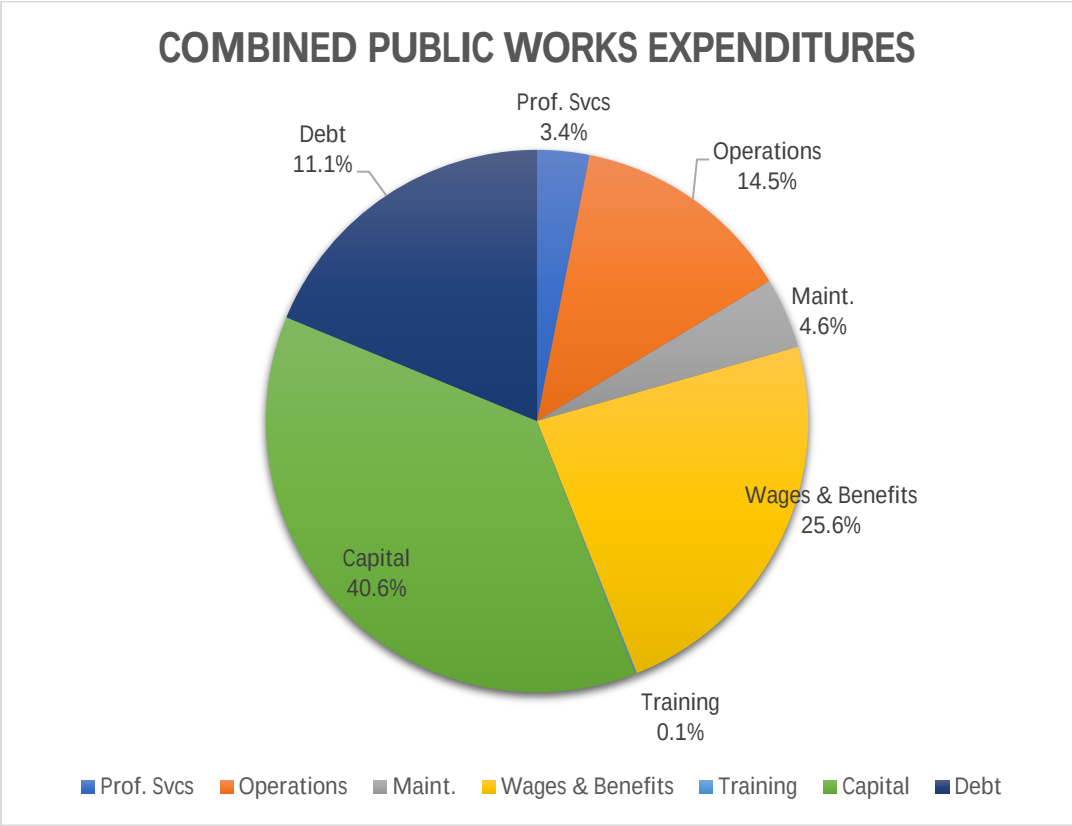

PUBLIC WORKS ORGANIZATIONAL CHART

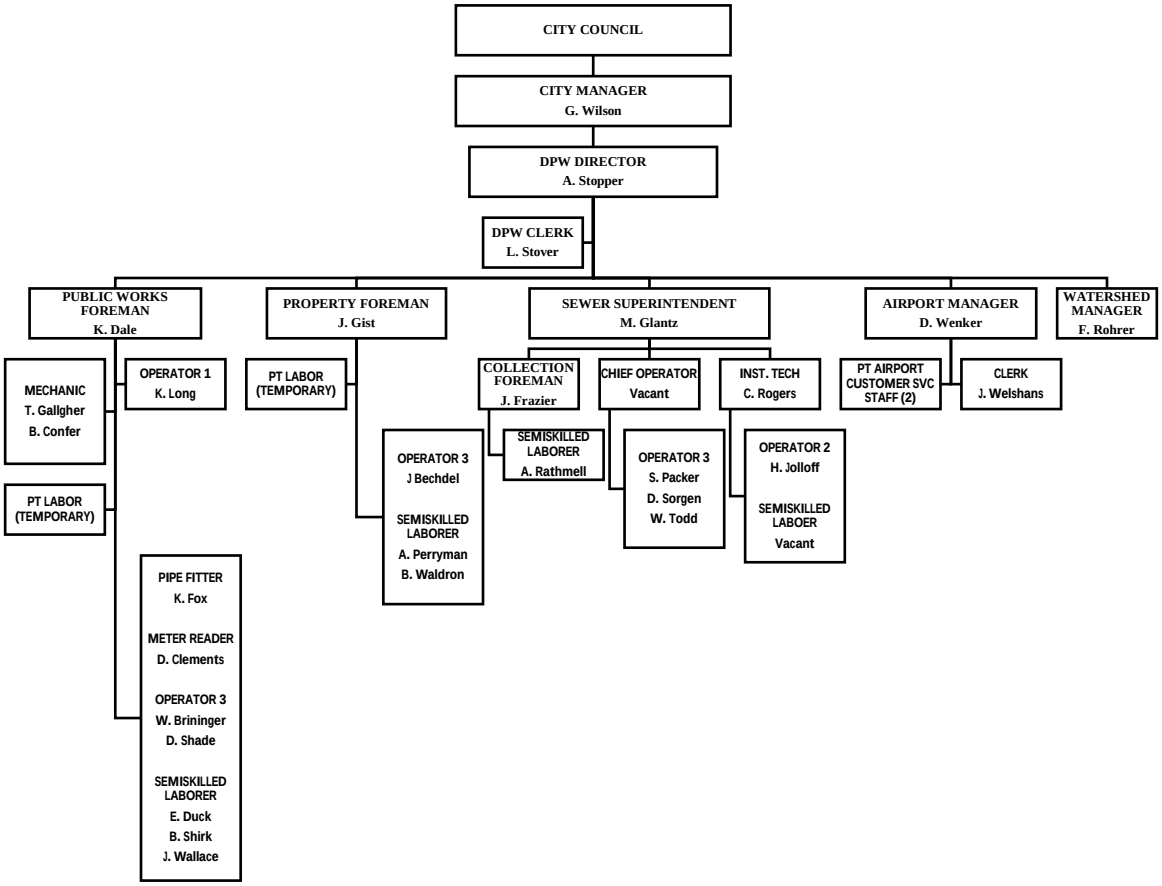

City-wide, debt service, or payment on the principal and interest of city borrowing, accounts for 9.8% ($1,689,434) of all expenditures. General Fund long-term and short-term debt (vehicle leases) accounts for 20% of borrowing in the city. In 2019, the city paid off the 2007 and 2009 Notes which had affected all major funds. The elimination of this debt service is a savings to the city that, in part, contributes to the ability to stave off a tax increase for this year. However, on the horizon, new debt service will need to be acquired to continue needed capital projects that will have an impact on all major funds and their accompanying Capital Project funds.

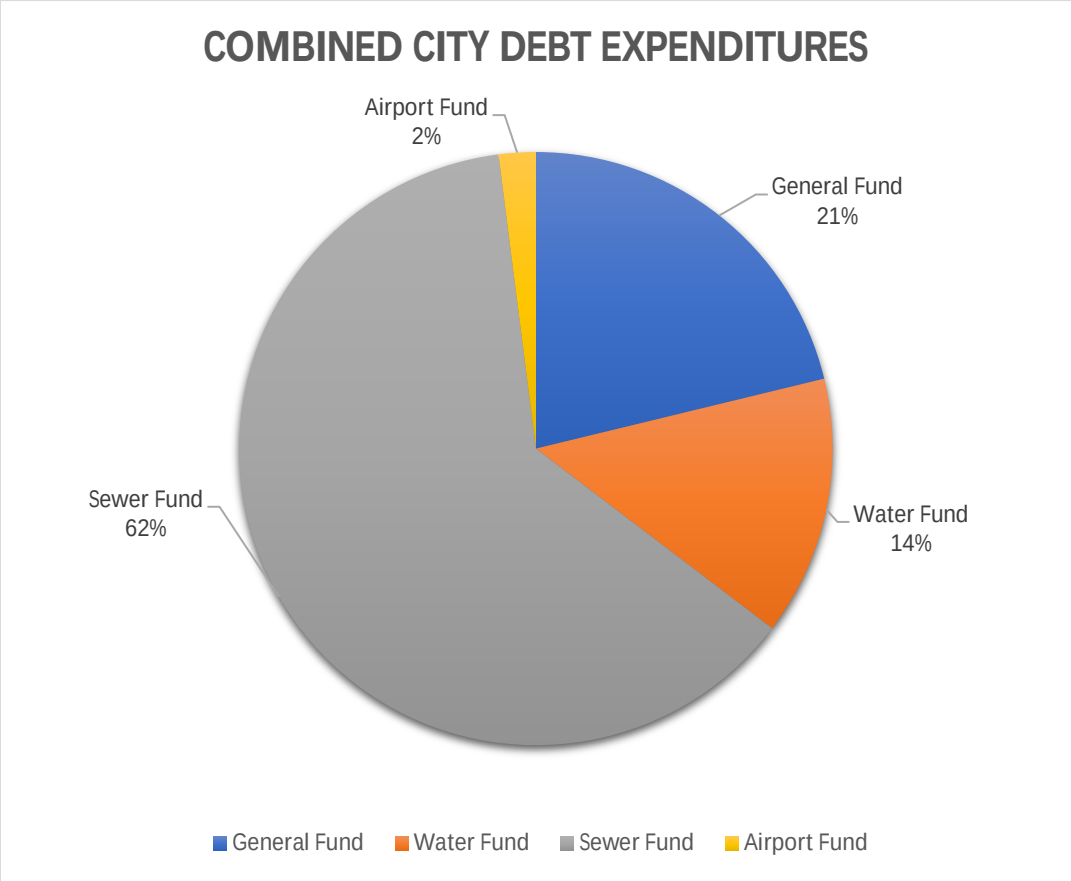

The Water Fund accounts for 14% of all city debt. In the Water Fund, long-term debt service ($228,806) accounts for 6% of all expenditures. About half of that is reimbursed to the city by Suburban Lock Haven Water Authority through the Central Clinton County Water Filtration Authority for work performed on the Ohl dam in Loganton and supplemental wells and the Keller dam in McElhattan, the source of water for both partners of the Central Clinton County Water Filtration Authority.

The Sewer Fund accounts for 62% of all city borrowing, the vast majority of which was used to build the new $32-million Wastewater Treatment Plant completed in 2014. For the Sewer Fund, long-term debt service ($989,949) accounts for 25% of all expenditures. Under an agreement with the partnering municipalities and authorities for which the city treats sewer, approximately 50% is paid to the city to reimburse debt service payments meaning the city's share is about $494,975.

The Airport Fund accounts for 2% of all city borrowing. In the Airport Fund, long-term debt service ($38,843) accounts for 2% of its total operations.

FUND 001

GENERAL FUND

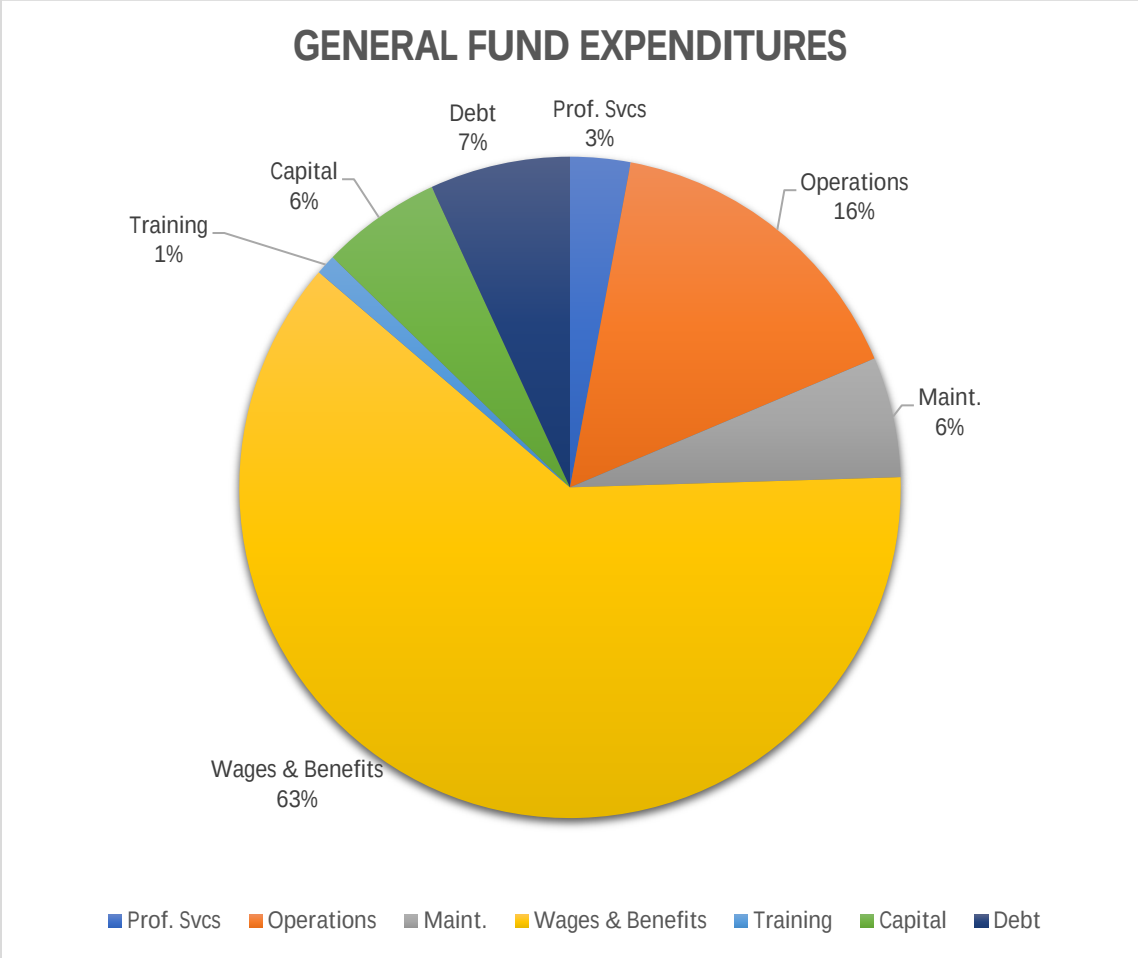

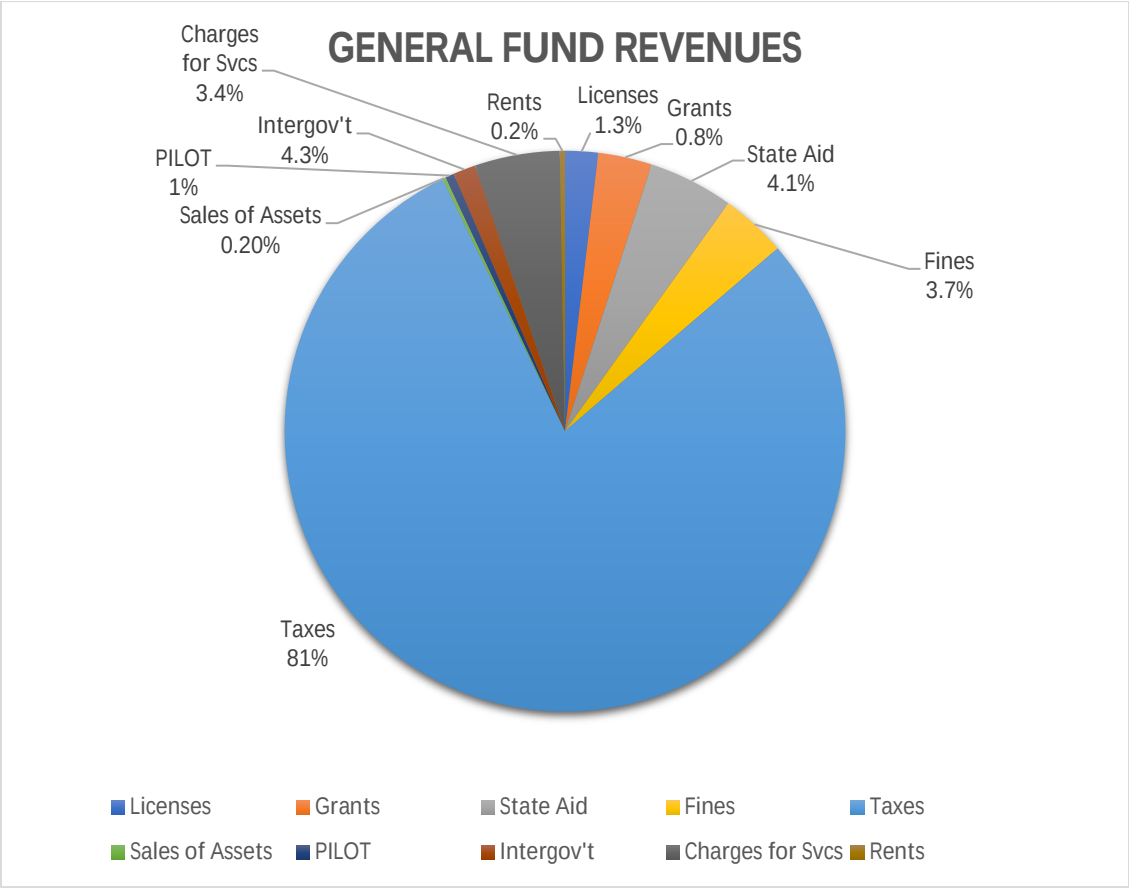

Fund	Dept	Object	Title	2018 Actual	2019 Actual	2020 ADOPTED	2020 Y2D	2020 EST YE	2021 PROPOSED
GENERAL REVENUES									
001	300	03001	BEGINNING BALANCE	542,658	1,063,289	1,102,251	994,307	994,307	1,005,646
001	301	03010	CURRENT YEAR TAXES	2,244,936	2,235,052	2,163,052	2,067,350	2,192,000	2,159,215
001	301	03020	PRIOR YEAR TAXES	52,014	34,608	36,044	30,731	30,731	33,597
001	301	03031	TAX CLAIM BUREAU	235,611	263,832	241,873	282,760	308,466	244,638
001	310	03110	REAL ESTATE TRANSFER TAX	81,770	69,527	72,937	56,123	67,347	71,063
001	310	03120	EARNED INCOME TAX	578,863	589,996	531,681	424,354	509,225	537,506
001	310	03150	LST TAX	169,582	159,543	173,190	127,588	153,105	169,789
001	310	03170	MECHANICAL DEVICES TAX	2,904	3,208	2,534	3,200	3,200	3,200
001	310	03180	BUSINESS PRIVILEDGE TAX	142,709	244,010	152,294	209,739	214,982	179,083
001	359	03634	UPMC P.I.L.O.T.						40,000
001	359	03534	HOUSING AUTHORITY P.I.L.O.T.	18,575	4,639	18,374	21,532	21,532	21,743
001	365	04210	HEALTH LICENSES	490	425	473	110	110	392
001	321	04280	CABLE TV FEES	74,067	74,071	75,420	53,950	71,933	74,660
001	362	04281	ACT 13 FEES	19,508	24,208	20,096	17,299	17,299	19,536
001	331	04312	METER FINES ON STREET	37,189	6,331	29,518	1,361	1,361	-
001	331	04313	METER FINES OFF STREET	9,778	1,858	7,355	375	375	-
001	389	05157	COBRA REIMBURSEMENTS	17,036	-	-	480	480	480
001	331	05310	MOTOR VEHICLE FINES	13,906	18,340	18,043	10,044	13,392	16,869
001	331	05311	OTHER PARKING FINES	69,550	101,802	71,910	73,375	78,495	73,783
001	331	05312	ORDINANCE FINES	19,263	13,476	18,451	6,103	6,529	16,094
001	331	05313	STATE POLICE FINES	4,701	4,367	5,361	279,409	2,411	5,074
001	331	05315	COUNTY COURT FINES	8,598	5,005	7,956	4,513	6,018	7,572
001	341	05410	INVESTMENT INTEREST	6,451	3,901	2,936	1,186	1,423	1,500
001	393	05413	LOAN PROCEEDS	160,815	-	-		-	
001	342	05422	PROPERTY RENTAL	10,293	44,955	9,000	3,000	3,600	9,000
001	342	05424	EQUIPMENT RENTAL	1,150	-	946	780	925	942

Fund	Dept	Object	Title	2018 Actual	2019 Actual	2020 ADOPTED	2020 Y2D	2020 EST YE	2021 PROPOSED
001	354	06505	DCED REIMB COMP PLAN	-	12,375	40,000		-	
001	354	06506	SLIP INTERN GRANT	10,477	4,557	-	5,799	5,799	3,348
001	354	06543	POLICE GRANTS	14,359	7,495	26,760	2,333	51,016	10,000
001	355	06551	PUBLIC UTILITY TAX	3,191	3,183	3,344	3,492	3,492	3,374
001	355	06552	FOREIGN CASUALTY TAX	300	-	-	-	-	
001	355	06553	PENSION STATE AID	260,202	232,294	260,349	252,516	252,516	204,550
001	355	06558	LIQUOR/BEVERAGE	5,900	11,940	6,372	3,700	3,700	
001	355	06559	FIREMAN'S RELIEF	34,410	37,208	37,208	37,753	37,753	37,805
001	357	06573	COUNTY AID	44,600	-	-			
001	357	06580	KCSD REC REIMBURSMENT	11,769	12,183	-		-	
001	389	07308	ACCIDENT REIMBURSEMENTS	31,382	-	9,000	22,309	22,309	9,000
001	361	07613	ZONING PERMITS/FEES	3,599	3,251	2,752	1,485	1,761	2,488
001	389	07614	REIMBURSEMENTS	9,829	25,880	89,395	18,442	21,873	20,000
001	362	07617	DCED BLDG CODE SURCHARGE	971	423	546	351	416	520
001	389	07618	VANDALISM REIMBURSEMENT	-	-	503	11,257	11,257	2,654
001	331	07619	RESTITUTION REIMBURSEMENT	4,236	1,027	2,250	1,565	1,565	1,476
001	363	07621	LOT 4: CITY HALL	62	76	55		-	50
001	362	07622	BUILDING PERMITS	18,356	32,049	25,351	5,256	6,233	20,392
001	362	07623	PLUMBING/ELECTRIC PERMITS	1,046	2,340	1,531	6,121	7,260	2,589
001	362	07624	USE/OCCUPANCY PERMITS	1,960	2,535	1,600	3,105	3,683	2,236
001	362	07625	COMMERCIAL REVIEW/INSP FEES	1,089	31,009	9,387	2,481	2,943	7,264
001	322	07628	STREET REPAIR/OPENINGS	3,923	2,115	2,797	125	148	2,250
001	362	07629	POLICE REPORT FEES	1,895	1,490	1,790	1,185	1,405	1,762
001	363	07631	METER REVENUES ON STREET	90,036	82,286	72,560	47,746	53,569	70,023
001	363	07632	LOT 2: LOWER CHURCH ST	5,879	7,104	5,471	4,169	4,460	5,417
001	363	07633	PARKING PERMITS	16,261	23,060	19,164	20,319	21,737	18,975
001	363	07634	LOT 1: UPPER CHURCH ST	5,848	4,552	5,478	2,397	2,564	4,351
001	363	07635	SNOW REMOVAL/PENNDOT	26,796	33,118	28,120	-	27,096	27,909
001	363	07636	LOT 6: UPPER WATER ST	2,772	2,496	2,826	1,080	1,155	2,557
001	363	07637	LOT 7: MAIN STREET	4,493	7,705	5,281	1,959	2,095	4,706
001	363	07638	LOT 3: WATER STREET	15,804	18,507	13,057	8,893	9,514	12,572
001	363	07639	LOT 5: YMCA/BEACH	201	261	192	427	457	234
001	389	07792	WORKERS' COMP REFUND	5,698	3,393	4,636			500
001	389	07799	PHMIC COST REIMBURSEMENT	248,037	203,892	95,900	105,892	207,107	149,948
001	389	08100	MISCELLANEOUS	4,879	7,893	12,376	8,252	9,787	11,745
001	354	08104	DRUG ENFORCEMENT	3,141	14,168	9,055	4,054	4,586	12,057
001	354	08107	ROSS LIBRARY KEYSTONE GRANT	39,910	42,325	-		-	-
001	354	05314	CARES ACT (BOA AIRPORT PAYROLL)		-			30,000	
001	354	03018	CARES ACT (FROM COUNTY)		-		250,000	250,000	-
001	354	03019	CARES ACT (COVID UC OFFSET)		-		73	17,962	-
001	354	08240	US CENSUS OUTREACH GRANT		-			5,000	-
001	354	06505	DCED STMP GRANT (COMP.PL)		-			36,300	
001	354	08109	RECYCLING GRANTS	183,724	8,293	49,056		-	15,000
001	387	08871	DONATIONS	1,000	7,500	7,745		-	5,500
001	387	08872	LHU DONATION	3,521	3,133	3,000	2,913	2,913	3,000
001	391	09910	SALE OF ASSETS	16,383	15,797	11,979	4,459	4,459	9,843
	Balance 300			**5,660,353**	**5,875,357**	**5,628,581**	**5,511,574**	**5,825,136**	**5,377,477**
FARMERS MARKET REVENUES									
001	375	07730	SALE OF FOOD				4,366	4,366	-
001	375	08871	DONATIONS				2,000	2,000	-
				-	**-**	**-**	**6,366**	**6,366**	**-**
FUND REIMBURSEMENTS									
001	392	05135	REIMB HIWAY AID	4,675	89,222	51,248		239,136	244,397
001	392	05160	REIMB WATER FUND	64,806	-	13,288	11,242	21,208	19,376
001	392	05161	REIMB HOME PROGRAM	-	-				
001	392	05162	REIMB CDBG FUNDS	-	-	14,500			
001	392	05163	REIMB SEWER FUND	22,213	-	9,966	19,889	29,855	26,220
001	392	05169	REIMB OTHER	-					
001	392	05170	REIMB AIRPORT FUND		87,094				
001	392	05194	FROM 016 2ND AVE						
001	392	05194	FROM 016 BLIGHT	202,731	-				
001	392	05194	FROM 016 E WALNUT ST						
001	392	05194	FROM 016 RE PURCHASE						
001	392	05194	FROM 016 WINTER MAINT. EQUIP.	200,000					
001	392		FROM 002 INTERNAL SERVICE FUND					15,784	
001	392		FROM 048 GF RESERVE				55,594	55,594	
001	392	05199	REIMB PennDOT TURNBACK						
	Balance 390			**494,425**	**176,316**	**89,002**	**86,725**	**361,577**	**289,993**
			TOTAL REVENUE	**6,154,778**	**6,051,673**	**5,717,583**	**5,604,665**	**6,193,079**	**5,667,470**

Accounting for 5.5% of General Fund expenditures, General Government Administration, Departments 400 Council and 401 Administration, account for the stipends to the seven members of council, an individual to take the minutes at public meetings, the City Manager and the Human Resources Specialist. The department's operations predominantly are driven by the more than $77,000 in contributions allocated by Council for the public's benefit including the Ross Library, Downtown Lock Haven, the SPCA, the Clinton County Economic Partnership, the Historical Society and River Valley Transit Authority.

2020 Accomplishments	2021 Objectives
Navigated the uncertainty of the pandemic by reducing expenditures to accommodate reductions in revenues	Complete performance evaluations for all employees throughout the city's departments and operations.
Worked with County, UPMC, Geisinger, LHU and Keystone Central to share pandemic preparedness and mitigation strategies	Implement performance measures for Public Works and Public Safety to help quantify strengths and area for improvement.
Completed 52 Right-to-Know request, of which all be 5 were responses to for-profit companies	Continue to update the city's website to include public information to reduce staff time spent on Right-to-Know requests
HR Specialist began Leadership Clinton County to be completed 2021	Assist in the negotiation of the new franchise agreement with Comcast.

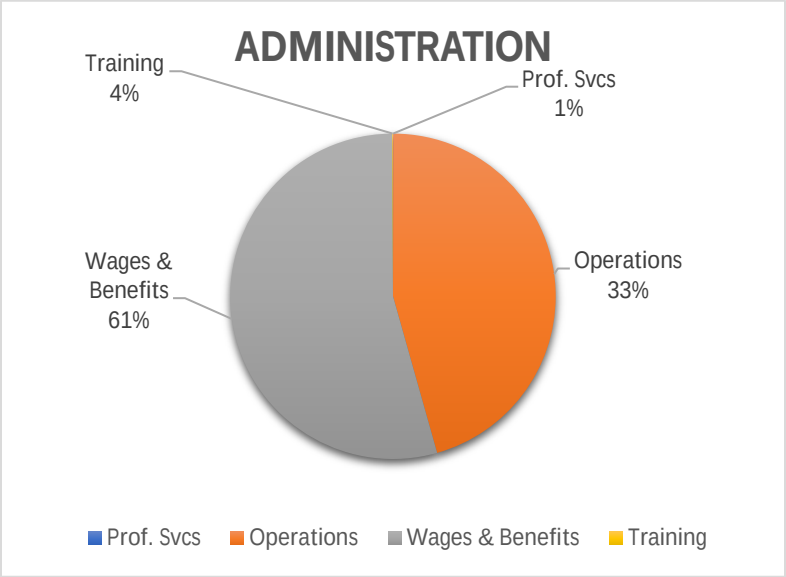

The breakdown of the expenditures for administration speaks to the amount of work performed in-house rather than through engaging outside professional services. The cost of operations has also been cut from 46% in 2019 to 40.6% in 2020 to now 33% of the total cost of Administration. Wages and benefits include budgeted amounts for the inclusion of personnel including City Manager's secretary and the Assistant City Manager positions, both of which are vacant. If these positions remain vacant for a portion of all of 2021, this creates savings over budgeted expenses.

COUNCIL				2018 Actual	2019 Actual	2020 ADOPTED	2020 Y2D	2020 EST YE	2021 PROPOSED
001	400	10111	COUNCILMEN	12,960	12,960	9,720	8,100	9,573	9,720
001	400	10112	MAYOR	2,880	2,880	2,160	1,828	2,160	2,160
001	400	10140	STENOGRAPHER	1,105	1,033	995	978	1,155	995
001	400	11161	FICA (SS & MEDICARE)		1,280	985	828	986	985
001	400	31700	TRAINING	4,206	4,463	6,000	205	860	6,000
001	400	33800	MEETING EXPENSES	10	-			-	-
001	400	33900	PUBLIC EVENT EXP		30				2,500
001	400	34100	ADVERTISING	43	425	1,000	339	430	500
001	400	35306	PUBLIC OFFICIALS INSURANCE	3,590	5,829	5,946	3,480	3,480	3,550
001	400	40322	CODIFICATION EXPENSES		3,762	2,500	478	1,318	2,500
001	400	42100	DUES/SUBSCRIPTIONS	1,941	844	4,500	29	37	2,500
001	400	44753	RIVER VALLEY TRANSIT GRANT	9,000	7,500	9,000	9,375	9,375	18,750
001	400	46430	WAIVED FEES	1,038	199	500	-	-	500
001	400	47000	DCED FINANCIAL REVIEW	12,375	12,375	-	-	-	-
001	400	50110	ROSS LIBRARY GRANT	28,000	29,000	30,000	30,000	30,000	30,000
001	400	50111	ROSS LIBRARY KEYSTONE GRANT	79,606	-	-		-	-
001	400	50112	ROSS LIBRARY SERVICES	7,020	4,821	7,800	3,398	4,188	7,800
001	400	50120	SPCA GRANT	10,000	10,000	10,000	10,000	10,000	10,000
001	400	50150	CIVIC CONTRIBUTIONS	20,336	21,300	21,300	21,000	21,300	21,300
	Balance 400			**194,110**	**118,702**	**112,406**	**90,037**	**94,862**	**119,760**

ADMINISTRATION				2018 Actual	2019 Actual	2020 ADOPTED	2020 Y2D	2020 EST YE	2021 PROPOSED
001	401	10121	CITY MANAGER	30,587	16,461	44,036	37,261	45,730	37,394
001	401	10122	ASSISTANT MANAGER	1,667	-	-		-	32,100
001	401	10142	CLERICAL STAFF	9,332	15,286	18,525	15,674	19,236	36,797
001	401	10149	INTERN	4,088	-	3,680		-	-
001	401	11156	HEALTH INSURANCE	398,475	142,218	22,294	17,057	21,024	48,420
001	401	11157	HRA DEDUCTIBLE	23,461	1,582	2,475	830	1,023	3,938
001	401	11158	DENTAL INSURANCE	12,448	264	590	438	540	1,283
001	401	11161	FICA (SS & MEDICARE)	4,714	2,389	5,067	4,085	4,970	8,131
001	401	11166	UNEMPLOYMENT	-	-	-	-	-	-
001	401	11168	PRESCRIPTION REIMB	7,195	492	394	896	1,104	750
001	401	11170	WORKERS COMP INSURANCE	23,235	11,672	105	14,876	14,876	181
001	401	11172	SPECIAL COMPENSATION	860	1,351	2,500	85	105	2,500
001	401	11402	COVID-19 PREMIUM PAY		-		282	282	-
001	401	11580	LIFE INSURANCE	5,234	359	292	226	278	556
001	401	21100	OFFICE SUPPLIES	1,743	1,350	1,283	205	253	1,421
001	401	21500	OTHER SUPPLIES	17	-	-		-	-
001	401	23019	COVID-19 EXPENSES		-		1,367	1,685	-
001	401	23100	OPERATING SUPPLIES		1,421	928	228	281	877
001	401	26100	PURCHASE MINOR EQUIPMENT	-	-	-		-	-
001	401	31200	CONSULTANT SERVICES	3,176	483	-		-	-
001	401	31400	LEGAL EXPENSE	1,414	5,437	1,163	3,968	4,890	3,995
001	401	31700	TRAINING	1,010	1,086	616	507	625	2,007
001	401	32101	COMPLIANCE TESTING		241	297		-	500
001	401	32500	POSTAGE	1,117	416	434	434	535	788
001	401	33700	AUTOMOBILE ALLOWANCE	53	-	-		-	-
001	401	34100	ADVERTISING	1,576	581	669		-	600
001	401	34400	COPIER EXPENSE	1,155	1,147	788	318	392	-
001	401	37110	OFFICE EQUIPMENT MNTC	-	-	-		-	-
001	401	42100	DUES/SUBSCRIPTIONS	3,226	137	1,600	285	351	2,620
001	401	45210	SOFTWARE FEES	2,685	-	-		-	-
001	401	46100	OTHER OPERATING EXPENSES	1,904	-	-		-	-
001	401	74100	CAPITAL PURCHASES		-	-		-	-
001	401	76999	UNAPPROPRIATED RESERVE	150,270	-	-		-	-
	Balance 401			**690,640**	**204,373**	**107,736**	**99,021**	**118,179**	**184,857**

2020 Accomplishments	2021 Objectives
Improved turnaround of monthly bank reconciliation with greatly improved accuracy	Continue to improve the document filing and retention system to enable further electronic filing and reduce paper use
Processed more than 3800 Accounts Payable transactions through check or electronic payment	Continue to revise the Standard Operating Procedures to ensure every task has written step-by-step directions
Received payment at the counter or processed online payments for more than 3240 quarterly utility customers and more than 8000 ticket violations	Working with the independent auditing firm, continue to identify opportunities for the segregation of duties to ensure accuracy and integrity of processes
Combined billing & finance into one centralized office while maintaining COVID-19 safety procedures	Continue to explore opportunities to increase functionality of the office and take on new responsibilities as needed
Maintained office functions during COVID-19 "shelter in place" period to ensure accountability of city funds	Explore additional payment plan options for customers in order to avoid late payments, penalties & interest

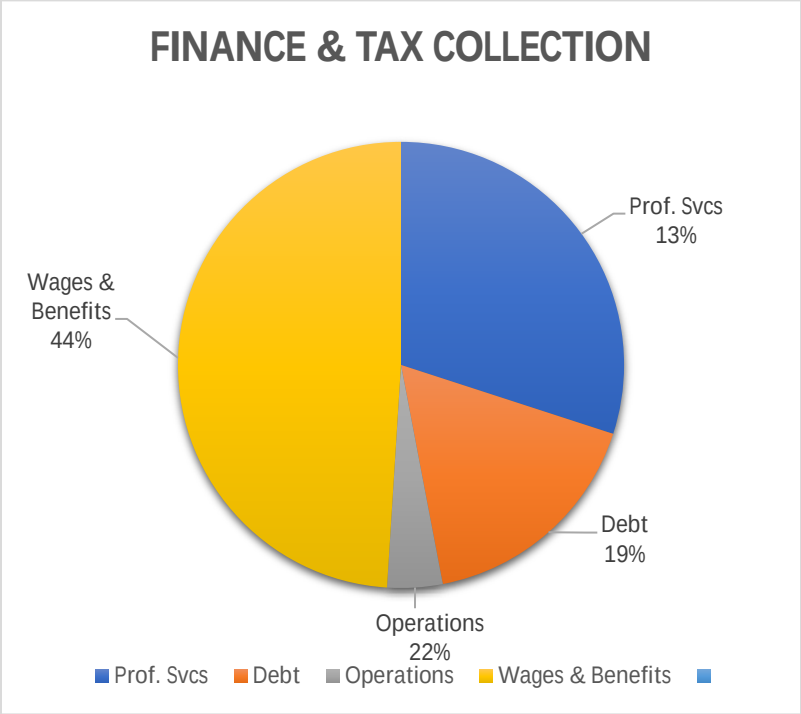

Accounting for 4.9% of General Fund expenditures, down from 6% last year, the Finance Department oversees and accounts for all receipts and payments in the city. The department is headed by the Office Manager and includes two fulltime clerks and two part-time clerks who receive funds and bill customers.

Earned Income Tax (EIT), Business Privilege Tax, and Local Services Tax (LST) are collected by the Keystone Central Tax Office (KCTO) on the city's behalf. In 2019, the city subcontracted the collection of Real Estate taxes to Berkheimer which reduced operation costs in-house for tax collection from 31% of total department budget to only 4%, a 27% reduction in costs.

The debt of the Finance & Tax Collection departments is for the Tax Increment Financing (TIF) on the property occupied by the Fairfield Inn and the new Geisinger Medical Clinic. The TIF ends with the payment of the 2022 taxes. Each year, the city pays the taxes paid toward the annual TIF payment, as do the school district and county. Those taxes represent the city's share of the debt service on the TIF.

FINANCE				2018 Actual	2019 Actual	2020 ADOPTED	2020 Y2D	2020 EST YE	2021 PROPOSED
001	402	10114	TREASURER	240	-			-	
001	402	10115	CONTROLLER	720	720	540	457	540	540
001	402	10133	HEAD OF DEPT	12,126	2,784		-	-	
001	402	10142	CLERICAL STAFF	9,700	19,130	39,086	30,496	36,041	21,015
001	402	11156	HEALTH INSURANCE	2,579	1,169	22,032	14,802	18,244	11,305
001	402	11157	HRA DEDUCTIBLE		27	2,352	705	868	900
001	402	11158	DENTAL INSURANCE	203	54	603	453	558	305
001	402	11161	FICA (SS & MEDICARE)	1,697	1,714	3,031	2,493	2,798	1,649
001	402	11166	UNEMPLOYMENT				1,416	1,416	
001	402	11168	PRESCRIPTION REIMB		268	22,980	146	180	230
001	402	11170	WORKERS COMP INSURANCE		46	65	-	-	36
001	402	11400	COVID-19 SICK PAY				933	933	
001	402	11401	COVID-19 FFCA FMLA				508	627	
001	402	11402	COVID-19 PREMIUM PAY				455	560	
001	402	11403	COVID-19 UNEMPLOYMENT				1,901	2,343	
001	402	11560	RETIREMENT/CERF	85,158	49,715	62,031	102,101	102,101	85,547
001	402	11580	LIFE INSURANCE	73	187	340	226	279	178
001	402	21100	OFFICE SUPPLIES	454	1,582	1,729	452	557	677
001	402	23019	COVID-19 SUPPLIES		-		117	144	
001	402	23100	OPERATING SUPPLIES	422	1,719	92	125	155	200
001	402	31100	AUDIT EXPENSE	15,705	32,779	26,707	13,297	16,389	21,736
001	402	31120	BANK FEES	1,438	4,349	889	1,582	1,950	1,702
001	402	31400	LEGAL EXPENSE	36	264	89	60	74	100
001	402	31700	TRAINING	275	-	-		-	1,275
001	402	31900	FILING LIENS/JUDGMENTS	-	-	-		-	500
001	402	32500	POSTAGE	497	146	175	82	101	196
001	402	34100	ADVERTISING	96	227	280		-	250
001	402	34400	COPIER EXPENSE	189	747	695	579	714	-
001	402	35303	SURETY BONDS	1,104	1,065	1,126	179	221	1,000
001	402	42100	DUES/SUBSCRIPTIONS	-	58	23		-	100
001	402	45210	SOFTWARE FEES	4,402	3,771	7,245	732	902	2,949
001	402	45400	CONTRACT SERVICES	-	-	-		-	-
001	402	74100	CAPITAL PURCHASES			-		-	-
	Balance 402			**137,113**	**122,520**	**192,110**	**174,296**	**188,695**	**152,389**

TAX COLLECTION				2018 Actual	2019 Actual	2020 ADOPTED	2020 Y2D	2020 EST YE	2021 PROPOSED
001	403	10114	TREASURER	600	840	780	660	780	780
001	403	10133	HEAD OF DEPT	9,701	2,227	-	-	-	-
001	403	10142	CLERICAL STAFF	6,551	-	-	-	-	-
001	403	11156	HEALTH IINSURANCE	2,063	674		-	-	-
001	403	11157	HRA DEDUCTIBLE		8		-	-	-
001	403	11158	DENTAL INSURANCE	162	17		-	-	-
001	403	11161	FICA (SS & MEDICARE)	1,245	231	60	51	60	60
001	403	11168	PRESCRIPTION REIMBURSEMENT		27			-	-
001	403	11170	WORKERS COMP INSURANCE		7			-	
001	403	11580	LIFE INSURANCE	27	14			-	-
001	403	21100	OFFICE SUPPLIES	27	15	18	3	4	-
001	403	21300	LST TAX EXPENSES	-	-	-		-	-
001	403	23019	COVID-19 SUPPLIES		-		2,695	3,322	-
001	403	23100	OPERATING SUPPLIES	97	-	-		-	100
001	403	31400	LEGAL EXPENSE	192	-	-	2,052	2,052	100
001	403	31700	TRAINING	234	-	-		-	250
001	403	32500	POSTAGE	4	19	20	11	14	25
001	403	34100	ADVERTISING	-	-	-		-	-
001	403	34400	COPIER EXPENSE	13	-	-		-	-
001	403	35300	INSURANCE/BONDS	-	-	-		-	-
001	403	35400	TAX COLLECTION EXPENSES	6,915	-	-		-	-
001	403	35401	BERKHEIMER TAX COMMISSION	-	5,030	5,346	4,355	5,367	5,500
001	403	42100	DUES/SUBSCRIPTIONS	-	15	19		-	25
001	403	43100	TAX CLAIM BUREAU	10,043	13,192	16,282	14,139	14,139	12,232
001	403	43110	TAX REFUND	4,124	658	-		-	2,500
001	403	43135	LST TAX REFUNDS	150	45	55	914	914	-
001	403	43137	SHANFER TIF CITY TAX ESCROW	57,314	53,612	53,612	53,612	53,612	53,612
001	403	43140	KCSD LST TAX SHARE ($5)	16,305	1,183			-	-
001	403	43141	KCSD LST COMMISSION	-	7,418	8,659	6,382	7,655	8,489
001	403	43200	DEED TRANSFER COMMISSION	1,635	1,391	3,647	1,102	3,367	3,553
001	403	43300	EARNED INCOME COMMISSION	29,389	29,738	26,584	21,417	25,461	26,875
001	403	43400	BUSINESS TAX COMMISSION	7,136	13,103	7,615	10,486	10,749	8,954
001	403	45210	SOFTWARE FEES	516	-	-		-	-
	Balance 403			**154,442**	**129,464**	**122,697**	**117,880**	**127,497**	**123,056**

2020 Accomplishments	2021 Objectives
Updated utility system maps for use by Public Works personnel	Begin to catalog and integrate inspection camera footage into the GIS
Conversion of 1st Ward maps to electronic CAD files	Begin conversion of 4th Ward maps, to electronic CAD files
Completed professional development courses through ESRI Academy	Continue field data collection for street signage
Started migrating public utility data into a single geodatabase (water, sewer, stormwater)	Continue to perform field data collection of utility features, that are currently unrecovered
Started field data collection for street signage	

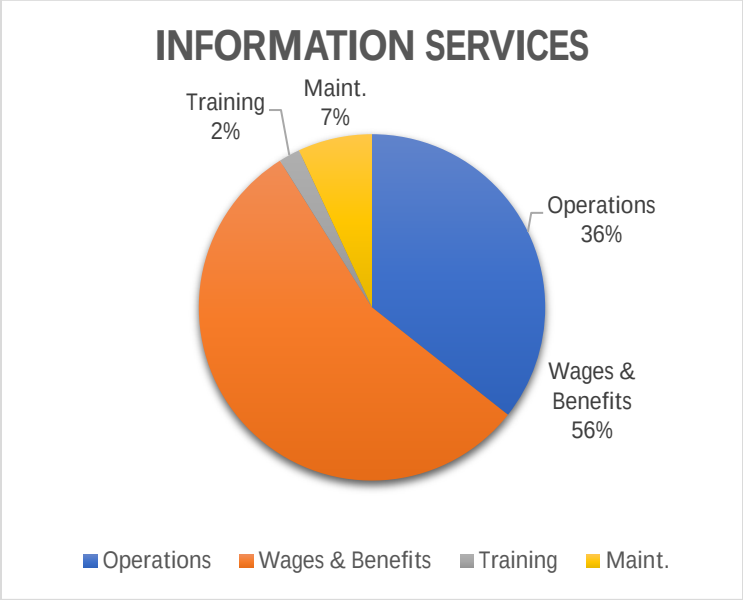

This department consists of the Geographic Information Systems (G.I.S.) Technician (formerly the 'Draftsman') and includes accounting for computer repairs, some I.T. fees, and internet service. The department continues working to ensure high quality mapping for the City's water, sanitary sewer, and stormwater systems and other assets. A large portion of the 2020 year, was focused on water system mapping. Using field data collected in the 2019 season, a pipe network was created, and extensive work was performed with the creation of pipe segments and applying basic attribute information. Working closely with Public Works personnel, GPS field location of previously unrecovered features (water valves, cleanouts, etc.) was performed. In the fall, field data collection was started for the location and attributes of street signs. The department continued to provide cartographic and information support to other departments, as requested.

In addition, the department worked with the Director of Public Works to create the CAD drawings for the 2021 Street Paving Project bid package. With the subcontracting of the City Engineer position to Gwin Dobson & Foreman, the budget continues to reflect the hiring of a fulltime City Engineer. The costs of GD&F are less than the cost of an on-staff engineer, and so the funds set aside in the Department 408 Engineering budget offset departmental expenses for Engineering Services in departments which is listed as object code 31300.

INFORMATION SERVICES				2018 Actual	2019 Actual	2020 ADOPTED	2020 Y2D	2020 EST YE	2021 PROPOSED
001	407	10141	G.I.S. TECHNICIAN	13,548	17,798	12,878	13,481	16,545	9,852
001	407	10149	INTERN		2,236	3,680	4,577	5,641	-
001	407	11156	HEALTH IINSURANCE		11,400	9,358	7,051	8,691	7,065
001	407	11157	HRA DEDUCTIBLE		145	999	76	94	601
001	407	11158	DENTAL INSURANCE		329	256	192	237	190
001	407	11161	FICA (SS & MEDICARE)		1,406	1,267	1,363	1,697	754
001	407	11168	PRESCRIPTION REIMBURSEMENT		169	125	-	-	94
001	407	11170	WORKERS COMP INSURANCE		59	55	-	-	42
001	407	11580	LIFE INSURANCE		125	93	175	216	70
001	407	21100	OFFICE SUPPLIES		130	158	193	238	74
001	407	21200	COMPUTER REPAIR	241	999	1,233		-	1,200
001	407	23019	COVID-19 SUPPLIES		-		1	2	-
001	407	23100	OPERATING SUPPLIES	491	11	13	272	335	258
001	407	31700	TRAINING		264	2,000		-	750
001	407	32100	INTERNET	144	2,299	950	1,362	1,679	2,316
001	407	34100	ADVERTISING		-	-	91	112	250
001	407	42100	DUES/SUBSCRIPTIONS		-	-		-	-
001	407	45200	EQUIPMENT REPAIRS		-	-	24	30	1,000
001	407	45210	SOFTWARE FEES	50	8,401	5,350	7,246	8,931	9,056
	Balance 407			**14,474**	**45,769**	**38,415**	**36,106**	**44,448**	**33,571**

ENGINEERING				2018 Actual	2019 Actual	2020 ADOPTED	2020 Y2D	2020 EST YE	2021 PROPOSED
001	408	10131	ENGINEER	13,138	7,031	-		-	16,554
001	408	10142	CLERICAL STAFF	-	-	-		-	-
001	408	10144	PART TIME PERSONNEL	1,613	-	-		-	-
001	408	10149	INTERN		-	3,680		-	-
001	408	11156	HEALTH IINSURANCE		2,323			-	-
001	408	11157	HRA DEDUCTIBLE		306		0	1	-
001	408	11158	DENTAL INSURANCE		66			-	-
001	408	11161	FICA (SS & MEDICARE)	2,105	474	282		-	1,266
001	408	11168	PRESCRIPTION REIMBURSEMENT		36			-	100
001	408	11170	WORKERS COMP INSURANCE		23			-	72
001	408	11580	LIFE INSURANCE		26			-	74
001	408	21100	OFFICE SUPPLIES	205	205		25	31	-
001	408	23019	COVID-19 SUPPLIES				0	0	
001	408	23100	OPERATING SUPPLIES	50	166			-	-
001	408	31300	ENGINEERING SERVICES		-		1,660	2,007	-
001	408	31700	TRAINING	584	584			-	1,200
001	408	32500	POSTAGE	298	208		8	10	-
001	408	34100	ADVERTISING	-	-			-	-
001	408	34400	COPIER EXPENSE	105	226		77	93	-
001	408	42100	DUES/SUBSCRIPTIONS	1,815	675		175	212	250
001	408	45210	SOFTWARE FEES	1,802	169			-	-
001	408	74103	ASSET MANAGEMENT PROGRAM	8,495	3,070	-		-	4,500
	Balance 408			**30,210**	**15,588**	**3,962**	**1,945**	**2,353**	**24,016**

GENERAL GOVT PROPERTY (CITY HALL)				2018 Actual	2019 Actual	2020 ADOPTED	2020 Y2D	2020 EST YE	2021 PROPOSED
001	409	10134	FOREMAN					-	4,967
001	409	10141	FT WAGE					-	12,554
001	409	10146	CUSTODIAN	5,748	-	-		-	
001	409	11156	HEALTH IINSURANCE						11,305
001	409	11157	HRA DEDUCTIBLE						900
001	409	11158	DENTAL INSURANCE						305
001	409	11161	FICA (SS & MEDICARE)	440	-			-	1,340
001	409	11168	PRESCRIPTION REIMBURSEMENT						150
001	409	11170	WORKERS COMP INSURANCE						1,281
001	409	11580	LIFE INSURANCE						111
001	409	23019	COVID-19 SUPPLIES				16,778	20,290	-
001	409	23140	CLEANING SERVICE	16,608	24,720	26,973	21,750	26,302	26,100
001	409	23300	HEATING FUEL	3,557	5,067	5,580	5,390	6,519	6,649
001	409	23730	CITY HALL SUPPLIES	1,011	256	800	230	278	800
001	409	26401	WATER SERVICE	748	540	601	475	574	865
001	409	31211	SECURITY GUARD		-		11,895	14,385	60,840
001	409	32100	PHONE	4,096	1,704	1,891	1,284	1,553	3,504
001	409	34400	COPIER EXPENSE						2,465
001	409	35301	PROPERTY DAMAGE INSURANCE	6,379	230	400	558	558	569
001	409	35302	LIABILITY INSURANCE	4,554	2,457	2,759	578	578	590
001	409	36100	ELECTRIC SERVICE	14,175	13,627	14,543	10,064	12,170	13,172
001	409	36503	WATER (ROSS LIBRARY)	-	-		-	-	
001	409	37103	OTHER MAINTENANCE	899	903	1,100	7	8	1,000
001	409	37310	BUILDING MAINTENANCE	18,883	18,259	20,000	12,611	15,251	20,000
001	409	45100	LAND FILL FEES	4,416	2,099	2,400	2,153	2,604	2,656
001	409	45210	SOFTWARE FEES	-				-	850
001	409	45400	CONTRACT SERVICES	1,800	9,004	12,000	1,902	2,300	12,000
001	409	45401	DOWNTOWN GARBAGE COLLECTION	6,176	6,614	7,300	6,584	7,962	8,121
	Balance 409			**89,489**	**85,480**	**96,347**	**92,258**	**111,330**	**193,094**

2020 Accomplishments	2021 Objectives
Established a weekly Farmer's Market in the Downtown to provide fresh, quality, local agricultural products to support the local economy and promote downtown revitalization.	Complete certification as Certified Playground Safety Inspector through Pennsylvania Recreation & Parks Society to enable annual inspections of all playgrounds to ensure public safety.
Planned and coordinated the 5 free summer concerts at the Corman Amphitheater and 11 concerts on the Main and Grove Street Stage, while creating a safe environment for residents to enjoy entertainment.	Continue to partner with local funding partners to produce and expand the 2021 Summer Concerts and explore the expansion of the Summer movie series to include classic movies as well as family films.
Implementation of the new City Facebook page to provide up to date information to city residents on what is happening within the city, as well as provided an effective streaming platform for residents to watch Council meetings live on YouTube and Facebook.	To use resources provided through grants to create an improved sustainability plan, including recycling education for city residents.
Provided a Downtown Pedestrian Mall on Friday's and Saturday's from June through October in response to the Covid-19 Pandemic, creating an opportunity for businesses to have open-air seating and shopping experiences for residents, as well as a Downtown Dining Park, and a stage for outdoor entertainment	To work with local organizations to streamline communication with businesses and residents by developing resources for sharing information and develop wayfinding to connect all parts of the city.

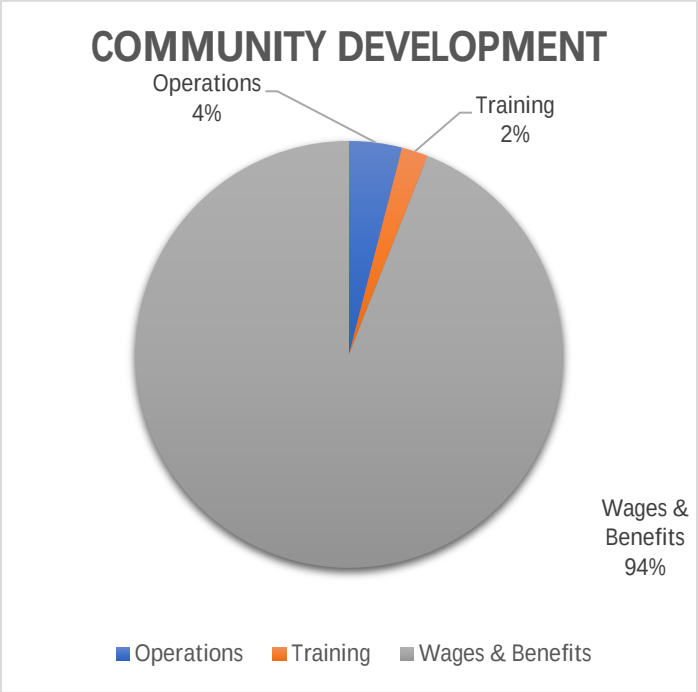

Accounting for 1.4% of the General Fund expenditures, the Director of Community Life coordinates year-round recreation activities and park oversight.

The department oversees and coordinates cultural and recreation events and is the main contact for the events using city property. The office also oversees the city's partially grant-supported recycling program and pushes the city toward continued completion of sustainability goals, most recently identifying opportunities to raise the city from "silver" to "gold" recognition in 2021. With the pandemic, the activities of this department which includes park activities, was severely impacted; however, funds have been budgeted to restore these services, if possible, in 2021.

COMMUNITY LIFE (RECREATION)				2018 Actual	2019 Actual	2020 ADOPTED	2020 Y2D	2020 EST YE	2021 PROPOSED
001	452	10133	COMMUNITY LIFE DIRECTOR	8,665	8,859		30,437	37,354	36,244
001	452	10141	FULL TIME PERSONNEL		21,561	33,329		-	-
001	452	10144	PART TIME PERSONNEL (Beach Maint)	44	242			-	-
001	452	10144	PT SEASONAL LIFEGUARD		-			-	19,200
001	452	10144	PT SEASONAL PARK AID		-			-	-
001	452	10149	INTERN		-		4,232	4,232	2,232
001	452	10168	SHARED WAGES	10,365	10,524		409	409	-
001	452	11156	HEALTH INSURANCE		7,619	12,073	9,056	10,951	12,055
001	452	11157	HRA DEDUCTIBLE		700	1,500	31	38	1,125
001	452	11158	DENTAL INSURANCE		187	285	213	258	282
001	452	11161	FICA (SS & MEDICARE)	1,419	3,114	2,550	3,399	3,213	4,412
001	452	11168	PRESCRIPTION REIMBURSEMENT		138	375	375	375	375
001	452	11170	WORKERS COMP INSURANCE		574	141		-	318
001	452	11400	COVID-19 SICK PAY		-		213	213	-
001	452	11402	COVID-19 PREMIUM PAY		-		184	184	-
001	452	11580	LIFE INSURANCE		200	278	333	403	278
001	452	22110	BEACH SUPPLIES	2,422	3,819	1,937		-	1,000
001	452	23019	COVID-19 SUPPLIES		-		2,470	2,987	-
001	452	23100	OPERATING SUPPLIES	63	1,762	958	4	1,200	1,500
001	452	23800	CLOTHING SUPPLIES		-			-	900
001	452	31605	PROGRAM COSTS TO KCSD	2,794	8,735	8,000		-	-
001	452	31700	TRAINING		313	1,500	700	847	1,500
001	452	33700	AUTOMOBILE ALLOWANCE	250	-	250	229	277	250
001	452	34400	COPIER EXPENSE	20	112	162	107	130	-
001	452	45200	EQUIPMENT REPAIRS	371	-			-	
	Balance 452			**26,413**	**68,458**	**63,338**	**52,393**	**63,071**	**81,671**

PARKS & RECREATION FACILITIES				2018 Actual	2019 Actual	2020 ADOPTED	2020 Y2D	2020 EST YE	2021 PROPOSED
001	454	10133	DEPARTMENT HEAD	-				-	-
001	454	10134	FOREMAN		7,342	4,528	5,354	6,327	9,934
001	454	10141	FULL TIME PERSONNEL	25,020	30,561	8,043	9,486	11,211	25,107
001	454	10144	PART TIME PERSONNEL	9,536	7,269	2,211	237	280	6,552
001	454	10160	OVERTIME WAGES	-	1,187		105	130	500
001	454	11156	HEALTH INSURANCE		20,088	8,431	4,462	5,396	22,610
001	454	11157	HRA DEDUCTIBLE		6,845	900	406	491	1,800
001	454	11158	DENTAL INSURANCE		558	231	115	140	609
001	454	11161	FICA (SS & MEDICARE)	2,945	3,381	962	525	1,373	3,220
001	454	11168	PRESCRIPTION REIMBURSEMENT		281	113		-	300
001	454	11170	WORKERS COMP INSURANCE		4,677	1,097		-	-
001	454	11402	COVID-19 SICK PAY		-		101	101	-
001	454	11403	COVID-19 PREMIUM PAY		-		100	100	-
001	454	11580	LIFE INSURANCE	2	252	83	50	60	222
001	454	23019	COVID-19 SUPPLIES		-		8,337	10,082	-
001	454	23100	OPERATING SUPPLIES	4,813	2,044	2,257	2,105	2,545	2,500
001	454	23300	HEATING FUEL	955	751	779	420	508	1,000
001	454	24150	SHADE TREE SUPPLIES	-	-	10,000	357	432	5,000
001	454	26100	PURCHASE MINOR EQUIPMENT	80	352	435	71	85	500
001	454	26401	WATER SERVICE	1,345	1,561	-	901	901	1,500
001	454	31300	ENGINEERING SERVICES		843		2,749	3,325	
001	454	35302	LIABILITY INSURANCE		103		270	270	275
001	454	36100	ELECTRIC SERVICE	6,819	7,639	7,985	5,354	6,475	6,903
001	454	37420	REPAIR PARTS	5,220	2,183	2,056	171	207	2,000
001	454	37430	VANDALISM/ACCIDENT REPAIRS	207	77	82	12,469	15,078	-
001	454	45400	CONTRACT SERVICES	7,075	20,392	20,000	12,315	14,893	20,000
	Balance 454			**64,017**	**118,389**	**70,193**	**66,459**	**80,408**	**110,533**

RECYCLING				2018 Actual	2019 Actual	2020 ADOPTED	2020 Y2D	2020 EST YE	2021 PROPOSED
001	426	21100	OFFICE SUPPLIES	68	-	50	6	7	50
001	426	31700	TRAINING	-	23	150		-	150
001	426	32500	POSTAGE	22	16	400	9	11	30
001	426	34100	ADVERTISING	431	4,689	725	4,932	5,964	9,036
001	426	34400	COPIER EXPENSE	48	219	162	177	214	-
001	426	45210	SOFTWARE FEES	53	-	-		-	-
001	426	45420	RECYCLING PROGRAM COSTS	37,342	32,513	30,235		30,235	31,143
001	426	74100	CAPITAL PURCHASES	-	-				
	Balance 426			**37,963**	**37,460**	**31,722**	**5,124**	**36,432**	**40,409**

FARMERS MARKET				2018 Actual	2019 Actual	2020 ADOPTED	2020 Y2D	2020 EST YE	2021 PROPOSED
001	444	22900	FOOD FOR RESALE				4,025	4,025	
001	444	24600	MARKET SUPPLIES				2,424	2,424	
001	444	32100	PHONE AND INTERNET				446	446	
001	444	46213	CREDIT CARD FEES				149	149	
	Balance 444			**-**	**-**	**-**	**7,044**	**7,044**	**-**

2020 Accomplishments	2021 Objectives
Applied for and received $328,682 in grant funding to fund projects such as 2020 Census, Body Worn Cameras, Clinton County Cultural Center, and Clinton County CARES Funding, and Market on Main	Continue to support businesses with CDBG-CV grant funds and Commercial Loan Program funds as they respond to COVID-19.
Applied for and received $193,732 in	
CDBG-CV funding to support local businesses. Applied for $306,088 in 2020 CDBG funding to complete City paving projects and support the Clinton County Housing Coalition's Returning Citizen's Project.	Continue to work with SEDA-COG in administering 2017, 2018, & 2019 CDBG funds. Completely draw and close out 2016 & 2017 CDBG contracts.
Organized Airport funding to complete projects related to Hangar roofs and HVAC, runway remarking, and obstruction removals.	Work with City/Airport Staff, GAI, and BOA/FAA grant officials to administer funding and support airport financials.
Successfully completed the 2020 Comprehensive Plan for the City, Destination Lock Haven.	Collaborate with city officials/staff, businesses, community organizations, etc. to implement goals/objectives in the 2020 Comprehensive Plan.

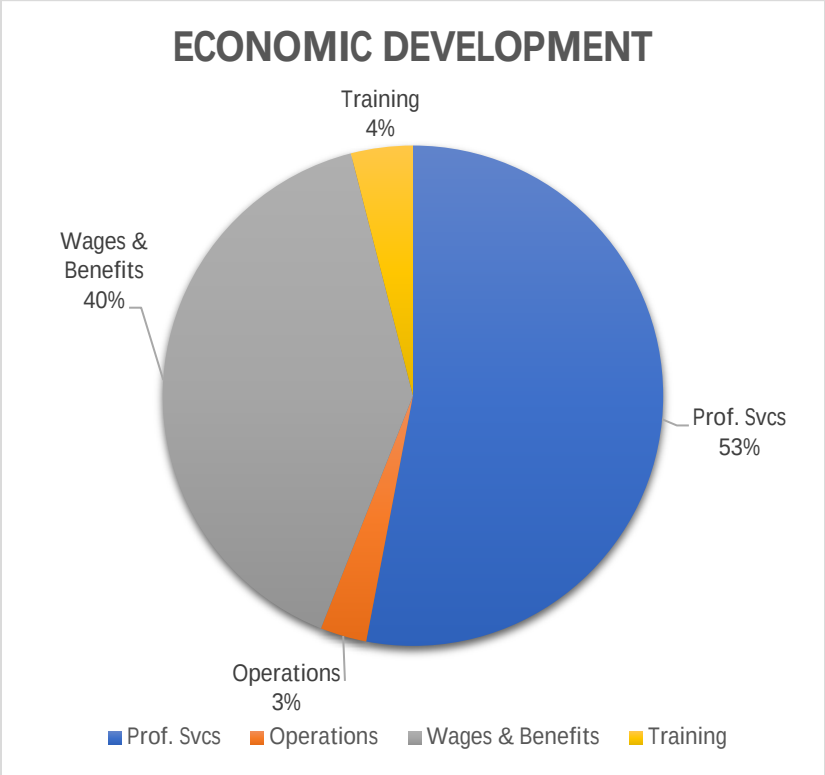

Accounting for 1.5% of General Fund expenditures, down from 3% last year, the Planner & Development Coordinator's office handles all grant administration for the city as well as oversight of the city's business development revolving loans.

Currently the open grant for Hammermill Playground through CDBG and DCNR is being coordinated to bring the project to completion.

Beginning with the 2020 CDBG and CDBG-CV funds, the Planner will be the primary administrator of all Community Development Block Grant funds and the projects they support with the goal of economic investment and development in Lock Haven.

DEVELOPMENT & GRANT ADMINISTRATION				2018 Actual	2019 Actual	2020 ADOPTED	2020 Y2D	2020 EST YE	2021 PROPOSED
001	465	10133	DEPARTMENT HEAD	34,448	25,962	51,275	42,006	51,553	57,249
001	465	10149	INTERN		-			-	2,232
001	465	11156	HEALTH INSURANCE		5,936	12,073	10,036	12,137	12,055
001	465	11157	HRA DEDUCTIBLE		945	1,500	(72)	-	1,125
001	465	11158	DENTAL INSURANCE		144	285	213	258	282
001	465	11161	FICA (SS & MEDICARE)	2,547	1,911	3,923	3,210	3,944	4,550
001	465	11168	PRESCRIPTION REIMBURSEMENT		372	375		-	375
001	465	11170	WORKERS COMP INSURANCE		-	86		-	98
001	465	11402	COVID-19 PREMIUM PAY		-		116	116	-
001	465	11580	LIFE INSURANCE		174	278	208	252	278
001	465	11590	HIRING EXPENSE		-	-		-	-
001	465	21100	OFFICE SUPPLIES	296	391	350	34	41	247
001	465	23100	OPERATING SUPPLIES	800	11	500	103	125	500
001	465	24020	US CENSUS OUTREACH GRANT				4,069	5,003	
001	465	31400	LEGAL EXPENSE	1,659	168	198	1,641	1,984	992
001	465	31700	TRAINING	2,125	3,752	6,100	380	460	3,500
001	465	32500	POSTAGE	772	379	1,000	280	339	426
001	465	33700	AUTOMOBILE ALLOWANCE	279	-	300		300	300
001	465	34100	ADVERTISING	3,571	930	2,100	374	452	1,395
001	465	34400	COPIER EXPENSE	284	233	255	124	150	-
001	465	40315	COMPREHENSIVE PLAN		-	80,000	8,454	65,500	
001	465	42100	DUES/SUBSCRIPTIONS	179	102	250	211	255	300
001	465	45210	SOFTWARE FEES	400	-	682	682	825	
001	465	45400	CONTRACT SERVICES	12,735	17,610	15,000	4,110	4,110	-
001	465	74100	CAPITAL PURCHASES		-	-		-	
	Balance 465			**60,096**	**59,019**	**176,530**	**76,181**	**147,803**	**85,903**

2020 Accomplishment	2021 Objectives
During state "shelter in place" in spring 2020, completed draft of updated property maintenance code to combat blight and to serve as a tool to hinder the perpetuation of deterioration in existing structures.	Complete staff review and present to council for adoption a final draft of the proposed Property Maintenance Code as well as developing the final draft of the job description for a part time Property Maintenance Inspector. The goal is to fill that position in 2021
Worked with developers to secure the development of 2 West Walnut Street.	Continue to work with the Redevelopment Authority to ensure the sale and development of 37-55 Bellefonte Avenue.
Completed the land development and subdivision process with Geisinger for the construction of their new facility at the corner of Spring and Fourth Streets.	To review the current zoning ordinance after the new comprehensive plan is adopted to determine if updates are required to be able to implement objectives of the new plan more easily.
Ensured potential buyers of judicial sale properties located in the city were made aware of the locations and minimum prices, securing the sale of all properties listed for judicial sale	Create a working relationship with the Economic Partnership and Downtown Lock Haven to encourage the establishment of new businesses in the downtown, as well as other commercially zoned areas in the city.

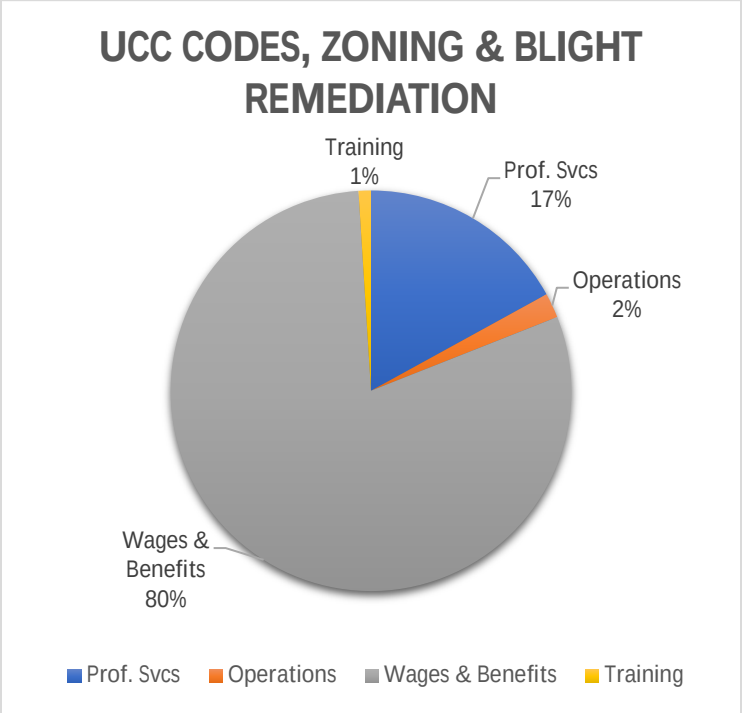

Accounting for 3% of the General Fund expenditures, the Director of Licenses and Permits Cyndi Walker administers the enforcement of the State's Uniform Construction Code as a certified Building Code Official (BCO), enforces Zoning as established by City Ordinance, as well as the limited enforcement of Property Maintenance. This enables the city's residents who need residential building permits to see a more affordable cost than having the city hire a for-profit company to which to outsource the obligation to meet this State-mandated law. The department also oversee the rental inspection program.

CODE ENFORCEMENT				2018 Actual	2019 Actual	2020 ADOPTED	2020 Y2D	2020 EST YE	2021 PROPOSED
001	413	10133	DEPARTMENT HEAD	29,636	31,538	27,918	22,561	27,689	32,604
001	413	10142	CLERICAL STAFF	18,683	20,106	20,375	14,775	17,462	13,845
001	413	10144	PT PROPERTY MAINT. OFFICER		-	14,321	-	-	17,901
001	413	10149	SLIP INTERN	1,229		3,680	-	-	-
001	413	11156	HEALTH IINSURANCE		18,834	13,281	10,034	12,135	12,055
001	413	11157	HRA DEDUCTIBLE		285	1,650	34	41	1,800
001	413	11158	DENTAL INSURANCE		495	313	235	284	282
001	413	11161	FICA (SS & MEDICARE)	3,722	3,780	5,071	2,976	3,454	4,923
001	413	11168	PRESCRIPTION REIMBURSEMENT		600	533		-	525
001	413	11170	WORKERS COMP INSURANCE		137	213	-	-	236
001	413	11400	COVID-19 SICK				705	705	-
001	413	11402	COVID-19 PREMIUM PAY				143	143	-
001	413	11403	COVID-19 UNEMPLOYMENT				1,003	1,003	-
001	413	11580	LIFE INSURANCE		357	406	215	260	278
001	413	21100	OFFICE SUPPLIES	722	856	850	383	464	631
001	413	23100	OPERATING SUPPLIES	118	99	1,000	76	92	100
001	413	31300	ENGINEERING SERVICES		-		513	620	-
001	413	31400	LEGAL EXPENSE	-	1,257	2,000	228	276	2,000
001	413	31700	TRAINING	2,500	2,035	500	125	125	1,259
001	413	32500	POSTAGE	1,028	570	748	422	511	667
001	413	33700	AUTOMOBILE ALLOWANCE	665	696	800		800	800
001	413	34100	ADVERTISING	-	95	400	-	-	400
001	413	34400	COPIER EXPENSE	181	231	278	174	210	-
001	413	42100	DUES/SUBSCRIPTIONS	439	135	350		-	350
001	413	43250	DCED BLDG CODE FEE	401	437	500	198	239	399
001	413	43251	COMMERCIAL REVIEW&INSP	18,723	63,710	15,000	941	1,138	26,366
001	413	45210	SOFTWARE FEES	453	-			-	
	Balance 413			**78,498**	**146,253**	**110,187**	**55,743**	**67,651**	**117,420**

ZONING				2018 Actual	2019 Actual	2020 ADOPTED	2020 Y2D	2020 EST YE	2021 PROPOSED
001	414	10133	DEPARTMENT HEAD	19,758	21,025	27,918	22,561	27,689	21,736
001	414	10142	CLERICAL STAFF	12,455	13,670	13,583	9,850	11,641	20,767
001	414	10144	PT PROPERTY MAINT OFFICER		-	9,547	-	-	5,967
001	414	11156	HEALTH IINSURANCE		12,532	10,866	8,200	9,916	12,055
001	414	11157	HRA DEDUCTIBLE		190	1,350	28	34	1,575
001	414	11158	DENTAL INSURANCE		331	256	192	232	282
001	414	11161	FICA (SS & MEDICARE)	2,419	2,520	3,905	2,569	3,009	3,708
001	414	11168	PRESCRIPTION REIMBURSEMENT		150	418	-	-	425
001	414	11170	WORKERS COMP INSURANCE		92	182	-	-	152
001	414	11400	COVID-19 SICK				470	470	-
001	414	11402	COVID-19 PREMIUM PAY				106	106	-
001	414	11403	COVID-19 UNEMPLOYMENT				668	668	-
001	414	11580	LIFE INSURANCE		243	317	178	216	278
001	414	21100	OFFICE SUPPLIES	46	23	50	6	7	29
001	414	23019	COVID-19 SUPPLIES				23	27	-
001	414	23100	OPERATING SUPPLIES	52	11	50		-	100
001	414	31300	ENGINEERING SERVICES		918		2,472	2,472	-
001	414	31400	LEGAL EXPENSE	3,944	3,922	2,500	530	641	2,518
001	414	32500	POSTAGE	40	129	200	6	8	67
001	414	33700	AUTOMOBILE ALLOWANCE	-	-	100	-	-	100
001	414	34100	ADVERTISING	92	866	1,500	339	410	410
001	414	34400	COPIER EXPENSE	20	196	278	177	214	-
001	414	45210	SOFTWARE FEES	400	-	-	-	-	-
001	414	45400	CONTRACT SERVICES	250	559	250	100	100	250
	Balance 414			**39,476**	**57,376**	**73,270**	**48,477**	**57,861**	**70,419**

BLIGHT REMEDIATION				2018 Actual	2019 Actual	2020 ADOPTED	2020 Y2D	2020 EST YE	2021 PROPOSED
001	419	31400	LEGAL EXPENSE	1,369	5,216			-	-
001	419	31410	SERVICES HAZARD DEMOLITION	69,917	129,813			-	-
001	419	31420	LEGAL 37-41 BELLEFONTE	11,361	-			-	-
001	419	34100	ADVERTISING	417	483			-	-
001	419	45000	CONTRACT SERVICES	16,517	3,975		4,140	4,140	-
001	419	71419	CAPITAL LAND PURCHASE	-	65,000			-	-
001	419	75100	CAPITAL PROJECTS	12,964	2,499			-	-
	Balance 419			**112,544**	**206,986**	**-**	**4,140**	**4,140**	**-**

HEALTH				2018 Actual	2019 Actual	2020 ADOPTED	2020 Y2D	2020 EST YE	2021 PROPOSED
001	421	10133	DEPARTMENT HEAD	-	-	100		-	100
001	421	11161	FICA (SS & MEDICARE)	-	-	8		-	8
001	421	31400	LEGAL EXPENSE		-		276	276	-
001	421	33700	AUTOMOBILE ALLOWANCE	-	-	50		-	50
001	421	34100	ADVERTISING	17	-	25		-	25
001	421	45400	CONTRACT SERVICES	-	-	25		-	25
	Balance 421			**17**	**-**	**208**	**276**	**276**	**208**

2020 Accomplishments	2021 Objectives
Completed the installation of security doors and cameras in City Hall. Issued identification cards to all employees.	Maintain full complement of officers throughout the year.
Chief completed Executive Leadership Training conducted by FBI.	Train three Sergeants on POSIT.
Hired an officer during state of emergency who brings extensive experience and training to the department. The hiring during this time saved the City money by not having to complete the entire hiring process. The department immediately benefited from the officer's training and experience.	Continue to update outdated equipment by completing purchasing plans spreading the cost over a period of time.
Three Sergeants completed Field Training Officer training.	Seek grants to assist with officer training and purchasing departmental equipment.
Obtained a grant through the Pennsylvania Commission on Crime and Delinquency to obtain fourteen body cameras for the department.	Train more officers in responding to mental health incidents.

Accounting for 40% of the General Fund Expenditures, it is the largest single department in the General Fund. The department consists of the Chief of Police under whom serve the Detective and the Lieutenant. The Lieutenant oversees three Sergeants who in turn direct the 8 patrol officers. With the addition of one new officer in November to fill a vacancy, the city will have a full compliment of 14 officers.

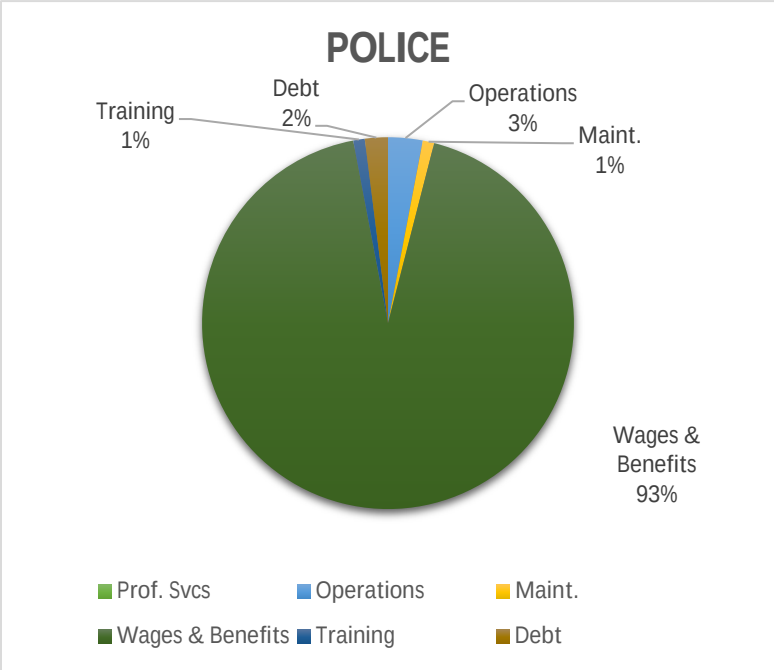

This year, the Chief of Police oversaw the implementation for the employee performance review process which will continue to expand by department. The forms were developed based on the model of the Pennsylvania State Police. As the process of accountability develops, performance measures will be implemented to enable the department to quantitatively tell the story of what the city's officers do for residents on a regular basis.

POLICE				2018 Actual	2019 Actual	2020 ADOPTED	2020 Y2D	2020 EST YE	2021 PROPOSED
001	410	10123	LIEUTENANT/DETECTIVE	228,031	124,151	126,843	107,329	131,722	130,174
001	410	10133	CHIEF OF POLICE	68,180	69,085	70,872	59,969	70,872	72,701
001	410	10136	SERGEANTS		179,745	184,493	117,167	143,796	189,153
001	410	10142	CLERICAL STAFF	51,468	64,862	54,090	37,438	44,245	55,124
001	410	10143	PATROLMEN	436,502	405,168	451,604	383,718	453,485	456,369
001	410	10150	COURT TIME	7,484	7,310	8,049	3,163	3,738	10,047
001	410	10160	OVERTIME WAGES	7,114	39,944	42,638	35,996	42,540	56,177
001	410	10161	OVERTIME/CLERICAL	-	-	-	-	-	-
001	410	10165	SHIFT DIFFERENTIAL	9,983	10,860	11,320	9,420	11,560	10,196
001	410	10167	OIC WAGES	3,869	4,082	4,198	5,317	6,525	4,481
001	410	10168	BNI WAGES	6,035	8,423	9,055	3,736	4,586	12,057
001	410	11156	HEALTH INSURANCE	271,935	325,579	387,437	304,252	367,932	438,121
001	410	11157	HRA DEDUCTIBLE	20,948	22,325	41,400	12,980	15,697	36,675
001	410	11158	DENTAL INSURANCE	8,210	9,055	10,420	7,452	9,012	11,770
001	410	11159	OPEB: HRA RETIREES	4,359	3,856	16,500	2,415	2,920	9,750
001	410	11161	FICA (SS & MEDICARE)	15,095	17,280	17,319	16,507	15,983	17,867
001	410	11165	POLICE DEATH BENEFIT FUND	-	1,200	800	-	-	400
001	410	11166	UNEMPLOYMENT	-	7,896		-	-	
001	410	11167	PHYSICAL FITNESS MEMBERSHIPS	760	375	448	441	533	621
001	410	11168	PRESCRIPTION REIMBURSEMENT	5,318	16,427	13,275	9,586	11,592	14,175
001	410	11169	OPEB: HEALTH	156,488	145,473	162,491	113,231	136,930	143,805
001	410	11170	WORKERS COMP INSURANCE	37,427	49,923	44,755	32,809	32,809	42,235
001	410	11171	OPEB: DENTAL	4,277	3,607	3,872	2,449	2,962	3,061
001	410	11400	COVID-19 SICK PAY				1,906	1,906	-
001	410	11401	COVID-19 FMLA				4,098	4,956	-
001	410	11402	COVID-19 PREMIUM PAY				11,312	11,312	-
001	410	11403	COVID-19 UNEMPLOYMENT				5,371	6,495	-
001	410	11561	RETIREMENT/PPF	175,574	168,426	150,475	150,475	150,475	148,754
001	410	11580	LIFE INSURANCE	7,248	8,123	8,278	5,513	6,667	8,840
001	410	11590	HIRING EXPENSES	9,794	4,434	-	5,244	6,342	5,000
001	410	21100	OFFICE SUPPLIES	5,000	2,758	2,779	1,042	1,260	3,048
001	410	21200	COMPUTER REPAIR	1,225	7,068	8,723	410	496	2,235
001	410	21500	SUPPLIES ETC.	350	870	927	635	768	762
001	410	23019	COVID-19 SUPPLIES		-		1,596	1,930	
001	410	23800	CLOTHING SUPPLIES	9,618	10,242	15,494	10,321	12,481	6,940
001	410	24210	OPERATIONAL SUPPLIES	-	16,403	10,425	2,917	3,528	4,865
001	410	24222	BODY CAMERA PURCHASE				-	48,683	
001	410	26100	PURCHASE MINOR EQUIPMENT	541	508	509	210	254	378
001	410	31400	LEGAL EXPENSE	10,357	53,347	5,000	2,716	3,284	2,500
001	410	31500	MEDICAL EXPENSES	-	-	-	-	-	
001	410	31700	TRAINING	5,062	5,898	12,776	5,724	5,724	10,000
001	410	32100	PHONE AND INTERNET	9,672	6,053	6,987	4,111	4,971	5,978
001	410	32101	COMPLIANCE TESTING	-	-	-	98	119	500
001	410	32500	POSTAGE	2,970	2,968	2,077	1,126	1,361	2,412
001	410	32700	RADIO MAINTENANCE	278	102	-	370	370	500
001	410	34100	ADVERTISING	910	885	975	1,180	1,180	931
001	410	34400	COPIER EXPENSE	2,944	1,508	2,504	1,288	1,558	1,740
001	410	35306	POLICE PROFESSIONAL INSURANCE	-	6,468	19,831	7,769	7,769	7,924
001	410	35307	AUTOMOBILE INSURANCE	2,405	2,321	4,039	586	586	598
001	410	37108	LAUNDRY/CLEANING	2,335	1,793	1,523	1,552	1,877	2,079
001	410	37110	OFFICE EQUIPMENT MNTC	107	214	118		-	151
001	410	37400	VEHICLE PARTS	5,435	6,538	5,370	4,060	4,909	5,349
001	410	37500	TIRES/TUBES	330	990	1,086	886	1,072	983
001	410	37600	OIL & GREASE	11,486	815	718	339	410	418
001	410	37601	VEHICLE FUEL		9,704	9,053	6,169	7,461	9,000
001	410	38100	RENTAL SPACE	1,200	1,200	1,200	-	1,200	1,200
001	410	42100	DUES/SUBSCRIPTIONS	500	580	350	130	130	250
001	410	45200	EQUIPMENT REPAIRS	639	985	1,433	806	975	1,329
001	410	45210	SOFTWARE FEES	16,482	17,089	16,869	15,484	18,725	22,032
001	410	45400	CONTRACT SERVICES	1,968	606	1,000	703	703	910
001	410	46100	OTHER OPERATING EXPENSES	1,312	173	164	214	259	2,000
001	410	46102	REFUNDS	14	45	-		-	
001	410	74100	CAPITAL PURCHASES	51,150	-	-		-	
001	410	75330	PATROL 5-YEAR LOAN (4) 2021 Exp.		-			-	10,590
001	410	75330	PATROL 5-YEAR LOAN (2) 2019 F150		-	10,590	6,523	7,889	10,590
001	410	75330	PATROL 5-YEAR LOAN (1) 2018 Exp.	1,765	10,668	10,590	10,590	10,590	10,590
001	410	75330	PATROL 5-YEAR LOAN (3) 2020 Exp.		-			-	8,825
	Balance 410			**1,682,152**	**1,866,408**	**1,973,741**	**1,538,847**	**1,850,111**	**2,015,158**

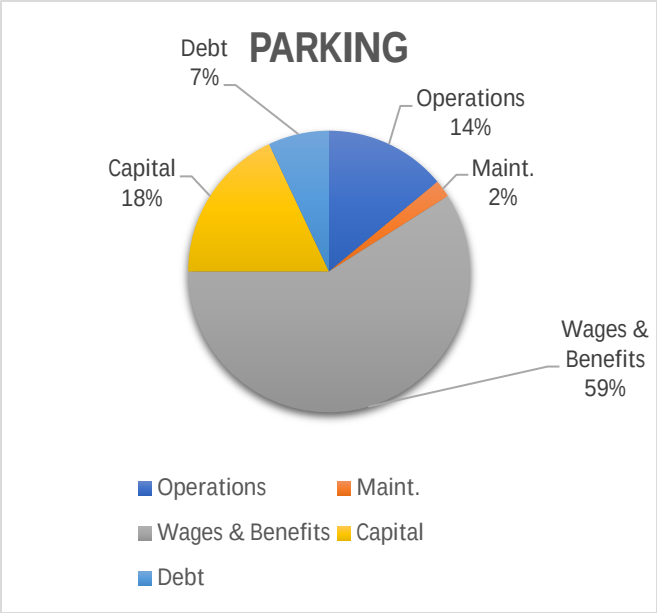

Accounting for 2% of the General Fund expenditures, the cost of this department is completely born by the fees and fines generated from parking.

The department employs two part-time parking enforcement officers, one of which works 25 hours per week, the other 20 hours. A portion of one of the police clerk's wages & benefits also appear in the fund for her work in administering parking tickets including sending those to citation that have not been paid after receiving notice from the city.

2020 Accomplishment	2021 Objectives
Continued updating meters instead of replacing entire meter.	Train one Enforcement Officer in Parking Meter Certification to assist currently trained officer with meter calibration.
Obtained new uniform shirts for officers to use during hotter months.	Research and begin introducing additional payment methods for parking meters by replacing one downtown block of coin only meters with credit card and coin payment meters.

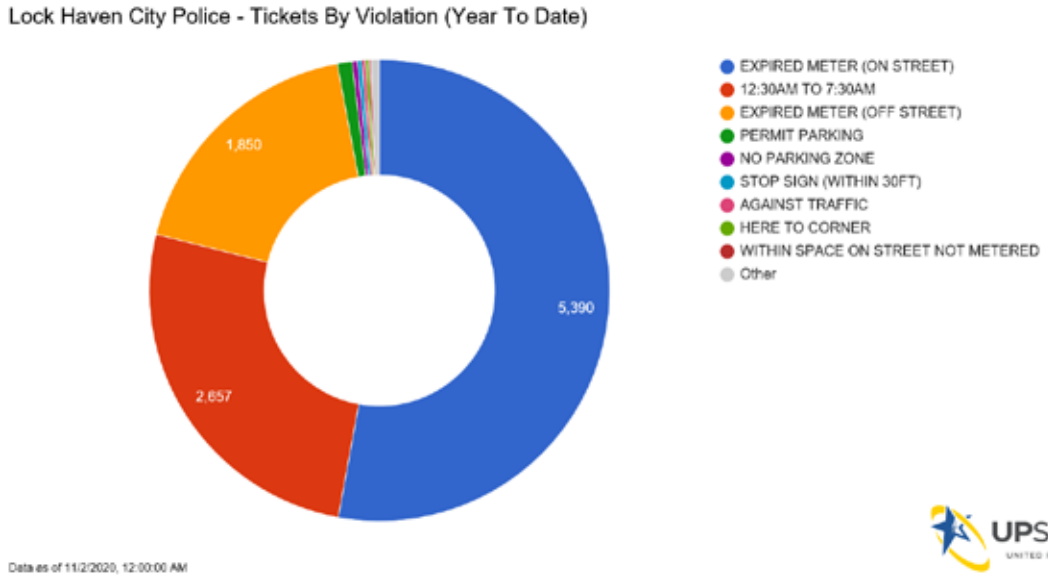

PARKING				2018 Actual	2019 Actual	2020 ADOPTED	2020 Y2D	2020 EST YE	2021 PROPOSED
001	445	10141	FULL TIME PERSONNEL	-	-		-	-	
001	445	10142	CLERICAL STAFF	11,973	7,124	5,870	4,310	5,094	5,981
001	445	10144	PART TIME PERSONNEL	38,713	39,408	41,418	31,895	37,695	52,958
001	445	10160	OVERTIME WAGES	-	-			-	
001	445	11156	HEALTH INSURANCE	2	4,888	5,620	4,248	5,137	5,652
001	445	11157	HRA DEDUCTIBLE	-	429	600	113	137	450
001	445	11158	DENTAL INSURANCE	-	137	154	115	140	152
001	445	11161	FICA (SS & MEDICARE)	3,840	3,512	3,618	2,900	3,273	4,509
001	445	11168	PRESCRIPTION REIMBURSEMENT	-	301	475	6	7	475
001	445	11170	WORKERS COMP INSURANCE	1,932	3,382	3,084	2,185	2,185	3,881
001	445	11400	COVID-19 SICK PAY		-		1,716	1,716	-
001	445	11402	COVID-19 PREMIUM PAY		-		109	109	-
001	445	11403	COVID-19 UNEMPLOYMENT		-		2,071	2,504	-
001	445	11580	LIFE INSURANCE	333	435	389	144	174	390
001	445	21100	OFFICE SUPPLIES	9	7	25	1	2	25
001	445	23019	COVID-19 SUPPLIES		-		249	301	-
001	445	23100	OPERATING SUPPLIES	1,956	3,558	3,982	1,866	2,257	2,600
001	445	23800	CLOTHING SUPPLIES	-	16	750	100	121	1,100
001	445	24120	SNOW REMOVAL MATERIALS	-	909	-		-	-
001	445	31400	LEGAL EXPENSE	12	12	100		-	-
001	445	34100	ADVERTISING	507	141	-		-	
001	445	35301	PROPERTY DAMAGE INSURANCE	-	-	-		-	-
001	445	35302	LIABILITY INSURANCE	494	171	258	61	74	75
001	445	35306	PUBLIC OFFICIALS INSURANCE	87	-	-		-	-
001	445	35307	AUTOMOBILE INSURANCE	499	464	808		-	-
001	445	35308	INSURANCE DEDUCTIBLES	-	-	-		-	-
001	445	36100	ELECTRIC LOT LIGHTS	1,874	1,832	1,817	1,291	1,562	2,500
001	445	37122	METER MAINTENANCE	3,519	921	2,053	893	1,080	2,500
001	445	37400	VEHICLE PARTS	-	880	1,086	1,093	1,322	1,000
001	445	37600	OIL & GREASE	4	64	56	28	34	50
001	445	37600	VEHICLE FUEL	-	-	300	-	-	300
001	445	38100	RENTAL SPACE	-	600	600		600	600
001	445	45120	VEHICLE CONTRACT REPAIRS	-	-	100	-	-	-
001	445	45125	BANK METER FEES	-	-			-	
001	445	45210	SOFTWARE FEES	3,907	3,678	4,171	3,712	4,488	3,168
001	445	46102	REFUNDS	-	-	50		-	50
001	445	74100	CAPITAL PURCHASES	-	-	18,273		-	-
001	445	75330	VAN 5-YEAR LOAN (1) 2019 Eco		500	5,609	4,674	5,653	5,912
001	445	75399	CAPITAL ESCROW FUND LOAN	2,100	-	2,100		4,200	2,100
	Balance 445			**71,760**	**73,369**	**103,366**	**63,781**	**79,863**	**96,428**

2020 Accomplishment	2021 Objectives
Having a strong presence in the Community, with fire safety for everyone in the City. The City has not had a fire related death in years, and through our fire prevention activities, code enforcement we hope to keep that going into the future.	Have a department training day for live fire training. Which is an ISO requirement that we were unable to accomplish in 2020 due to the Training Center shutdown, due to COVID-19.
Performed annual pump testing on all the engines. (ISO Requirement)	Conduct flashover training through the Pennsylvania State Fire Academy. This will be conducted at a location in the City, through the Academy on the Road Training.
Performed ladder testing on the Tower and Ladder Trucks. (ISO Requirement)	Continue our recruitment efforts through community outreach programs
Conducted fire drills at Y.M. C. A., Evergreen Commons, and employee fire safety training to various businesses and public institutions	Conduct the annual Halloween Parade. Which was cancelled in 2020, due to COVID-19.
Provided public service through the installation of Banners, Christmas Lights, cleaning the Amphitheater after high water events, assisted in floating stage installation and removal, assisted with installation of buoys in the river	Continue to provide leadership on the City's Labor & Industry-certified Safety Committee to improve employee workplace safety

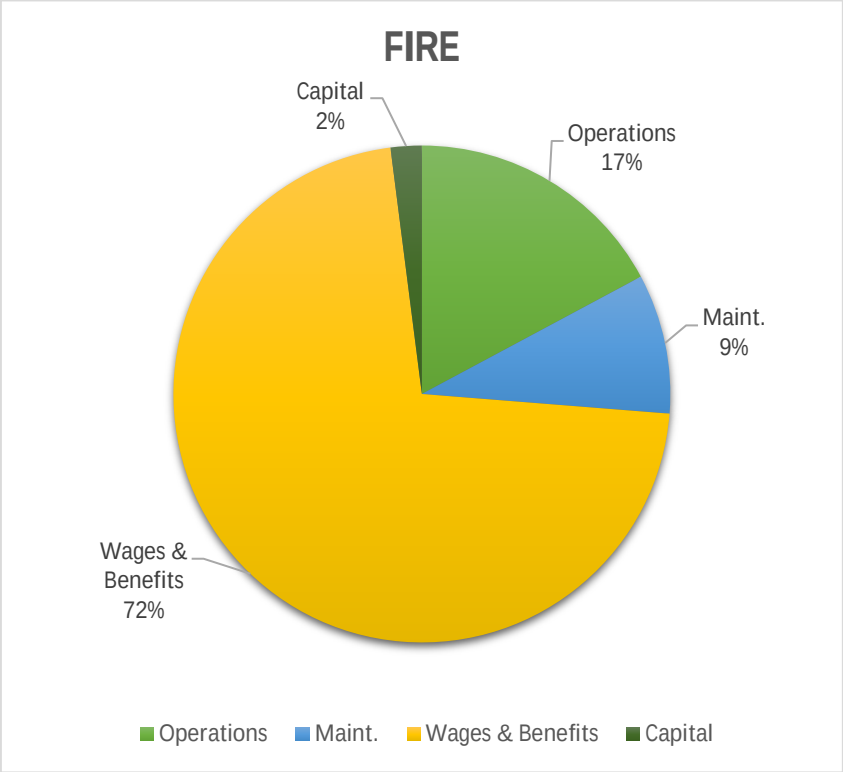

Accounting for 9% of the General Fund's expenditures, up from 8% last year, the Fire Department is composed of three hose companies: Hand-in-Hand, Hopes, and Citizens. As one of the few municipalities in Pennsylvania with fulltime paid firefighters, the community is able to count on more than 85% of fires being contained to the room of origin. The city employs three fulltime drivers who each work 53 hour a week, and up to 6 part-time relief drivers each of whom work approximately 20 hours per week.

FIRE				2018 Actual	2019 Actual	2020 ADOPTED	2020 Y2D	2020 EST YE	2021 PROPOSED
001	411	10133	DEPARTMENT HEAD		42,094		35,624	43,720	42,901
001	411	10141	FULL TIME DRIVERS	116,367	78,428	122,529	68,042	83,506	81,956
001	411	10142	CLERICAL STAFF	601	570	600	509	625	600
001	411	10144	PART TIME RELIEF DRIVERS	48,658	57,143	57,592	49,261	58,217	61,699
001	411	10145	FIRE CHIEF/ASSISTANT CHIEFS	1,320	1,306	1,320	1,117	1,320	1,320
001	411	10160	OVERTIME WAGES	16,748	16,334		16,204	20,062	20,463
001	411	11156	HEALTH INSURANCE	23,526	50,392	56,204	42,613	51,532	56,524
001	411	11157	HRA DEDUCTIBLE	1,962	1,721	6,000	1,056	1,277	4,500
001	411	11158	DENTAL INSURANCE	811	1,419	1,539	1,154	1,396	1,523
001	411	11161	FICA (SS & MEDICARE)	13,651	14,300	4,553	12,976	15,870	15,984
001	411	11166	UNEMPLOYMENT	-	-		-	-	
001	411	11168	PRESCRIPTION REIMBURSEMENT	-	735	2,325	-	-	2,325
001	411	11170	WORKERS COMP INSURANCE/EMS	885	5,557	5,470	669	669	1,063
001	411	11173	WORKERS' COMPENSATION/FIRE	46,859	23,883	9,648	27,382	33,113	43,732
001	411	11402	COVID-19 PREMIUM PAY				6,058	6,058	-
001	411	11403	COVID-19 UNEMPLOYMENT				569	569	-
001	411	11580	LIFE INSURANCE	556	899	1,833	625	756	834
001	411	21100	OFFICE SUPPLIES	242	128	154	29	35	200
001	411	21500	OTHER SUPPLIES	-	944	1,165	1,134	1,372	1,500
001	411	23019	COVID-19 SUPPLIES				1,871	2,263	-
001	411	23300	HEATING FUEL	10,637	10,158	12,604	7,408	8,958	9,918
001	411	23720	FIRE HOUSE SUPPLIES	1,612	1,102	1,460	1,786	2,160	2,000
001	411	23800	CLOTHING SUPPLIES	1,317	2,038	1,182	568	687	2,000
001	411	26100	PURCHASE MINOR EQUIPMENT	1,046	1,018	1,257	244	295	1,000
001	411	26101	FEDERAL SURPLUS PURCHASES	-		-		-	
001	411	26401	WATER SERVICE	2,573	2,616	2,136	2,526	3,055	2,892
001	411	31400	LEGAL EXPENSE	24	-	-		-	500
001	411	31700	TRAINING	-	-	-		-	1,000
001	411	32101	COMPLIANCE TESTING	-	25	31		-	500
001	411	32500	POSTAGE	355	170	233	27	33	189
001	411	32700	RADIO MAINTENANCE	-	143	105		-	500
001	411	34100	ADVERTISING	-	-	-		-	-
001	411	34400	COPIER EXPENSE	98	102	69	97	117	-
001	411	35302	LIABILITY INSURANCE		77		201	201	205
001	411	35307	AUTOMOBILE INSURANCE	4,140	2,785	4,847	5,642	5,642	5,755
001	411	36100	ELECTRIC SERVICE	19,114	18,693	19,659	13,698	16,565	18,407
001	411	36800	HYDRANT RENTALS	510	561	572	510	510	510
001	411	37310	BUILDING MAINTENANCE	888	1,817	1,984	826	2,999	1,860
001	411	37400	VEHICLE PARTS	4,640	101	112	116	141	5,000
001	411	37430	ACCIDENT REPAIRS	-	2,500	-		-	
001	411	37500	TIRES/TUBES	4,723	8,035	6,788	-	6,700	6,700
001	411	37600	OIL & GREASE	5,227	646	558	280	339	2,680
001	411	37601	VEHICLE FUEL	-	4,211	3,981	2,493	3,015	3,736
001	411	37920	OTHER MAINTENANCE	75	223	275		-	300
001	411	45200	EQUIPMENT REPAIRS	122	143	125	413	500	4,500
001	411	45202	FIRE ALARM MAINTENANCE	-	-	-		-	-
001	411	45400	CONTRACT SERVICES	9,386	28,513	33,317	9,213	11,142	18,000
001	411	46100	MISCELLANEOUS EXPENSE	12,061	-	300		-	300
001	411	50160	FIREMAN'S RELIEF	34,410	37,208	37,208	37,753	37,753	37,805
001	411	74100	CAPITAL PURCHASES	10,923	2,778	7,500	756	3,750	10,500
	Balance 411			**396,068**	**421,518**	**407,236**	**351,452**	**426,921**	**473,881**

2019 Accomplishments	2020 Objectives
Constructed 14-bay storage shed for vehicles and equipment. This storage shed also hosts plows and salt spreaders to keep out of the weather	Announce Public Works Week and present information to the community of what Public Works provides to it's residents and businesses
Updated lighting at the Second Avenue Facility. This safety improvement now lights the entire facility for crews during snow events, call outs and public safety	Pursue the formation of a Public Works Committee and create a Strategic Plan for the Public Works Department
Completed repairs to a leaking roof at the Second Avenue Facility garage area. Completed drainage issues to reduce excess water onto the property	Work on improving the City's sustainability rating by reducing past practices that are not energy efficient and environmentally efficient. Explore sustainability by solar and green technology
Created an employee review process. Employees are rated on a scale and then discussed with their supervisor and Director to address areas of improvement or areas of excellence	Create a more efficient process of tracking work being performed, maintenance of vehicles and equipment, complaints and general services to the public
Created a plan to bring employees back to work systematically during COVID-19 restrictions. Crews experimented with new hours and shifts that will be implemented into the future	Create a regional Public Works group with local municipalities and utility providers. This group would meet quarterly to discuss upcoming projects and work together for completion of projects or duties

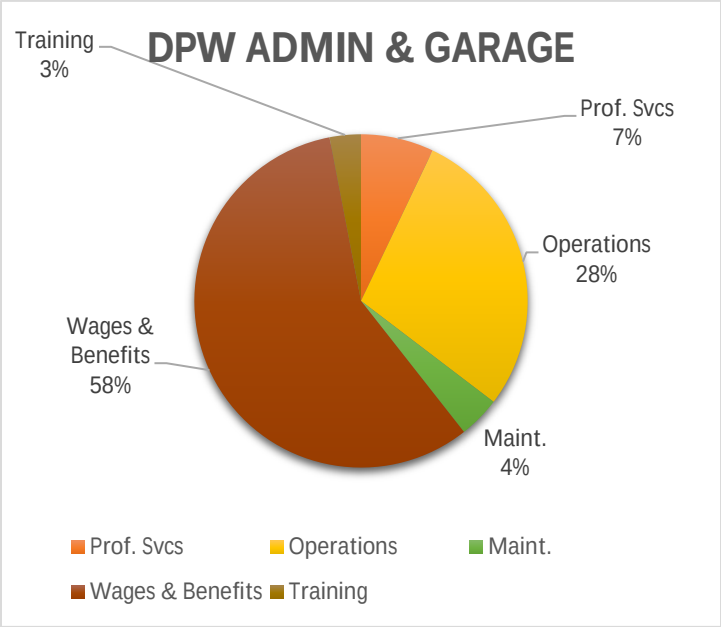

Accounting for 3% of the General Fund's expenditures, up from 2% in 2020 DPW Administration (Dept 430) accounts for the Director of Public Works Tony Stopper, the DPW Clerk Lori Stover, and expenses related to the Second Avenue garage. All training for General Fund public works employees is also shown in the administration division.

As retirements have taken place, the city has been fortunate to have highly skilled tradesman apply for positions, expanding the skillset available to tackle concrete work, professional tree trimming and pipe restoration and repair by employees. By taking steps to reassign employees to roles where their skills meet maintenance needs, a balanced and skilled workforce has stepped up to the plate.

The Director of Public Works has also been holding regular meetings of the foreman in order to coordinate citywide efforts and cross train staff to continue to find ways to reduce cost when tasks can be completed by our team of skilled workers.

DPW ADMINISTRATION				2018 Actual	2019 Actual	2020 ADOPTED	2020 Y2D	2020 EST YE	2021 PROPOSED
001	430	10124	DIRECTOR OF PUBLIC WORKS	2,849	23,643	26,212	22,179	27,220	22,036
001	430	10142	CLERICAL STAFF	4,858	12,637	10,187	7,113	8,407	8,653
001	430	10149	INTERN		-	3,680	-	-	
001	430	11156	HEALTH INSURANCE	1,176	19,202	19,671	15,322	18,529	16,392
001	430	11157	HRA DEDUCTIBLE		999	2,100	491	594	1,740
001	430	11158	DENTAL INSURANCE	41	539	539	420	508	442
001	430	11161	FICA (SS & MEDICARE)	-	3,607	3,066	2,350	2,725	2,348
001	430	11166	UNEMPLOYMENT COMPENSATION	-	3,670	1,500	-	-	1,500
001	430	11168	PRESCRIPTION REIMBURSEMENT		605	263	263	317	218
001	430	11170	WORKERS COMP INSURANCE		1,426	1,962	-	-	29,483
001	430	11172	SPECIAL COMPENSATION		233	1,200	100	100	1,200
001	430	11400	COVID-19 SICK PAY		-		353	353	-
001	430	11402	COVID-19 PREMIUM PAY		-		80	80	-
001	430	11403	COVID-19 UNEMPLOYMENT		-		570	570	-
001	430	11580	LIFE INSURANCE	14	233	194	157	190	161
001	430	21100	OFFICE SUPPLIES	556	1,552	1,350	418	506	711
001	430	21200	COMPUTER REPAIR	251	592	731		-	1,000
001	430	23019	COVID-19 SUPPLIES		-		557	674	-
001	430	23100	OPERATING SUPPLIES	3,014	1,942	2,131	3,831	4,632	5,000
001	430	23300	HEATING FUEL E WALNUT	8,475	-	-	-	-	-
001	430	23300	HEATING FUEL SECOND AVE	12,273	9,677	11,901	10,831	13,098	13,360
001	430	23710	GARAGE SUPPLIES	1,246	3,530	2,575	3,102	3,751	2,467
001	430	23800	CLOTHING SUPPLIES	1,780	4,127	3,447	3,361	4,064	6,292
001	430	26110	MINOR EQUIPMENT GARAGE	-	-	1,540	224	271	-
001	430	26401	WATER SERVICE SECOND AVE	899	892	718	394	476	1,000
001	430	26401	WATER/GARAGE	374	732	-		-	
001	430	31300	ENGINEERING SERVICES		-		1,025	1,025	-
001	430	31400	LEGAL EXPENSE	1,080	2,588	3,076	658	658	1,000
001	430	31700	TRAINING	723	2,966	3,344	1,605	1,605	3,500
001	430	32100	PHONE AND INTERNET	8,549	5,245	4,700	2,592	3,134	3,286
001	430	32101	COMPLIANCE TESTING		915	1,031	-	-	500
001	430	32500	POSTAGE	829	397	351	397	480	573
001	430	32700	RADIO MAINTENANCE	-	-	-		-	500
001	430	34100	ADVERTISING	3,593	1,978	2,378	414	501	1,619
001	430	34400	COPIER EXPENSE	161	801	1,069	882	1,067	682
001	430	35302	LIABILITY INSURANCE		140		440	440	449
001	430	35308	INSURANCE DEDUCTIBLES	-	2,500	3,086	-	-	-
001	430	36100	ELECTRIC SERVICE E WALNUT	6,448	-	-		-	-
001	430	36100	ELECTRIC SERVICE SECOND AVENUE	1,750	7,543	8,416	4,276	5,171	5,274
001	430	37110	OFFICE EQUIPMENT MNTC	-	-	-		-	-
001	430	37310	BUILDING MAINT E WALNUT	137	-	-		-	-
001	430	37310	BUILDING MAINT SECOND AVE	6,998	2,477	1,388	9,341	10,350	5,000
001	430	37430	VANDALISM/ACCIDENT REPAIRS	14,847	-	-	68	68	-
001	430	42100	DUES/SUBSCRIPTIONS	35	-	-		-	1,000
001	430	45210	SOFTWARE FEES	1,267	3,581	4,688	1,299	1,571	6,080
001	430	45300	EQUIPMENT RENTAL	-	938	1,157	2,622	2,622	1,000
001	430	45400	CONTRACT SERVICES	7,838	3,911	4,555	602	602	2,000
001	430	75100	CAPITAL PROJECTS	65,647	-	-		-	
	Balance 430			**157,709**	**125,816**	**134,205**	**98,337**	**116,360**	**146,465**

AIRPORT				2018 Actual	2019 Actual	2020 ADOPTED	2020 Y2D	2020 EST YE	2021 PROPOSED
001	440	10133	DEPARTMENT HEAD		33,891	34,755		-	
001	440	10134	FOREMAN		35,568	36,475	33,270	39,320	42,336
001	440	10142	CLERK		-			-	18,016
001	440	10144	PART-TIME PERSONNEL		7,980	14,087	18,972	22,421	15,632
001	440	10160	OVERTIME WAGES		2,015		29	36	50
001	440	11156	HEALTH INSURANCE		10,905	12,073	9,064	10,961	12,055
001	440	11157	HRA DEDUCTIBLE		146	1,500	31	38	1,125
001	440	11158	DENTAL INSURANCE		264	285	213	258	282
001	440	11161	FICA (SS & MEDICARE)		5,993	6,527	4,070	4,726	5,817
001	440	11168	PRESCRIPTION REIMBURSEMENT		200	575		-	575
001	440	11170	WORKERS COMP INSURANCE		241	6,331		-	-
001	440	11400	COVID-19 SICK PAY				668	668	-
001	440	11402	COVID-19 PREMIUM PAY				931	931	-
001	440	11403	COVID-19 UNEMPLOYMENT				890	1,076	-
001	440	11580	LIFE INSURANCE		502	444	225	272	445
	Balance 440			**-**	**97,706**	**113,052**	**68,364**	**80,707**	**96,333**

2019 Accomplishments	2020 Objectives
Started City wide inspections of Streets and Alleys for pavement management ratings. This rating will be applied to each condition of the road and related to the City's infrastructure to better plan future projects	Continue to implement pavement management rating software to integrate into GIS to propose areas of concern that would include bad pavement, bad infrastructure and improve on a systematic basis
Started City wide cleanup of brush and trees in rights-of-way. These problem areas block street signs, especially stop signs and restrict street sweeper access.	Continue removing brush and trees from City's rights-of-ways. This systematic cleanup will continue each year as vegetation continues to grow
Repaired and restored multiple inlets and storm pipes within the City's stormwater infrastructure	Continue to replace problem area inlets and storm pipes. Evaluate storm system to include new inelts and pipes. Repair sinkholes to proper restoration
Integrated the capability of GIS and stormwater infrastructure to better relate problem areas and inspections of infrastructure	Work with new traffic signal contractor and provider for training on new signals and controllers. This will reduce maintenance costs from using a third party signal contractor
Worked with GDF for the E. Water Street Paving Project. This work includes the replacement of all ADA accessible curb ramps, paving and line painting	Continue to assess infrastructure needs with the assistance of the sewer camera truck, to prioritize proactive replacement and maintenance of aging stormwater system

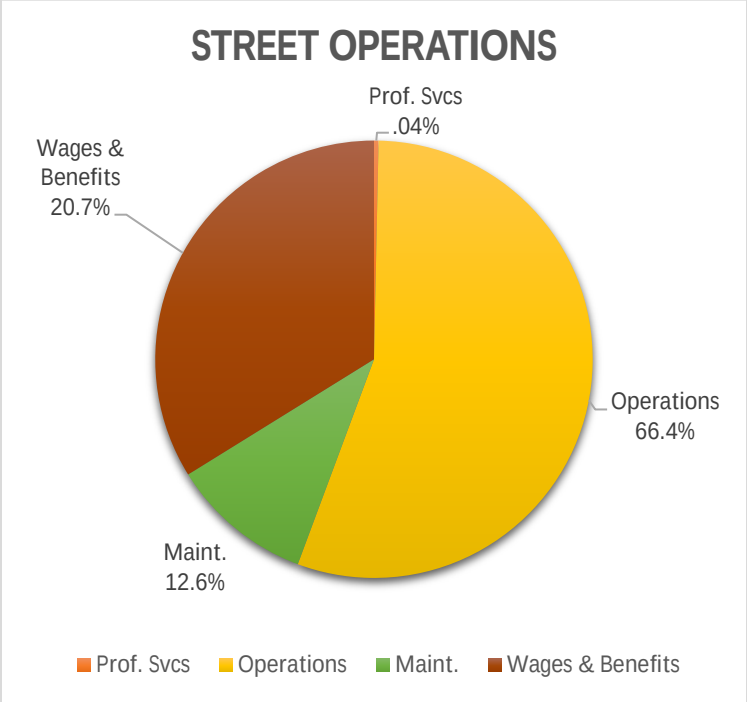

Accounting for 12% of General Fund expenditures, operations include street maintenance and paving, winter maintenance, traffic lights and street signs, street lights and stormwater.

The city also provides what is called “agility” in which it provides services to PennDOT in exchange for services from PennDOT. The city’s crews mow grass along Route 220 and its interchanges (Spur G), and sweep streets along bridges and highways for PennDOT from Pine Creek to Mill Hall and in exchange, the city receives services like guiderail installation and the ability to use equipment for specialized service, like crack sealing, without the rental cost.

The city also does winter maintenance (plowing and salting) of state-owned streets under contract with PennDOT.

CLEANING STREETS & GUTTERS				2018 Actual	2019 Actual	2020 ADOPTED	2020 Y2D	2020 EST YE	2021 PROPOSED
001	431	10141	FULL TIME PERSONNEL		20,582		20,270	21,191	21,115
001	431	10165	SHIFT DIFFERENTIAL		280		232	242	250
001	431	11156	HEALTH INSURANCE		2,915			-	6,027
001	431	11157	HRA DEDUCTIBLE		-				563
001	431	11158	DENTAL INSURANCE		71			-	141
001	431	11161	FICA (SS & MEDICARE)		875		1,562	1,640	1,634
001	431	11168	PRESCRIPTION REIMBURSEMENT						188
001	431	11402	COVID-19 PREMIUM PAY				384	384	-
001	431	11580	LIFE INSURANCE		74			-	139
				-	**24,796**	**-**	**22,447**	**23,457**	**30,057**

WINTER MAINTENANCE				2018 Actual	2019 Actual	2020 ADOPTED	2020 Y2D	2020 EST YE	2021 PROPOSED
001	432	10134	FOREMAN		163			-	7,525
001	432	10141	FULL TIME PERSONNEL		261		2,963	3,501	35,718
001	432	10144	PART-TIME PERSONNEL		12		45	53	100
001	432	10160	OVERTIME WAGES	-	14,095	15,735	5,735	11,470	12,783
001	432	11156	HEALTH INSURANCE		815				25,021
001	432	11157	HRA DEDUCTIBLE		-				2,025
001	432	11158	DENTAL INSURANCE		22				665
001	432	11161	FICA (SS & MEDICARE)		1,081	-	654	1,149	4,294
001	432	11168	PRESCRIPTION REIMBURSEMENT						375
001	432	11580	LIFE INSURANCE		13				278
001	432	24120	SNOW REMOVAL MATERIALS	9,975	-	-	163	325	55,000
001	432	45430	EQUIPMENT RENTAL/SNOW	743	1,654	2,109		-	2,000
	Balance 432			**10,718**	**18,115**	**17,843**	**9,560**	**16,500**	**145,784**

STORMWATER				2018 Actual	2019 Actual	2020 ADOPTED	2020 Y2D	2020 EST YE	2021 PROPOSED
001	436	10134	FOREMAN			9,287	1,307	1,544	5,116
001	436	10141	FULL TIME PERSONNEL	1,684	-	8,249	2,777	3,282	33,692
001	436	10144	PART-TIME PERSONNEL	84	-			-	3,793
001	436	10160	OVERTIME WAGES	-	425		158	191	1,000
001	436	11156	HEALTH INSURANCE		54	8,035	6,327	7,651	22,194
001	436	11157	HRA DEDUCTIBLE			900	12	15	1,800
001	436	11158	DENTAL INSURANCE		1	211	141	170	589
001	436	11161	FICA (SS & MEDICARE)	133	16	1,342	364	384	3,335
001	436	11168	PRESCRIPTION REIMBURSEMENT			150	431	522	713
001	436	11170	WORKERS COMP INSURANCE			1,301		-	-
001	436	11402	COVID-19 PREMIUM PAY				204	246	-
001	436	11580	LIFE INSURANCE		11	111	101	122	250
001	436	24130	STORM SEWER MATERIALS	9,097	389	3,000	10,584	12,799	20,000
001	436	25220	STREET PERMIT FEES	-	-	-		-	20
001	436	45300	EQUIPMENT RENTAL	1,238	-	-	85	103	1,000
001	436	45400	CONTRACT SERVICES		706	871		-	1,000
	Balance 436			**12,236**	**1,602**	**33,456**	**22,491**	**27,030**	**94,502**

STREET MAINTENANCE				2018 Actual	2019 Actual	2020 ADOPTED	2020 Y2D	2020 EST YE	2021 PROPOSED
001	438	10134	FOREMAN	11,881	55,275	37,149	31,878	37,674	10,083
001	438	10141	FULL TIME PERSONNEL	137,673	85,792	161,152	82,338	97,308	71,518
001	438	10144	PART-TIME PERSONNEL	13,733	10,563	7,220	8,039	9,501	3,793
001	438	10160	OVERTIME WAGES	17,245	5,370		1,900	2,352	2,574
001	438	10165	SHIFT DIFFERENTIAL		-		24	30	50
001	438	11156	HEALTH INSURANCE		60,551	90,010	57,925	70,049	43,973
001	438	11157	HRA DEDUCTIBLE		3,165	10,200	1,802	2,179	3,600
001	438	11158	DENTAL INSURANCE		1,608	1,333	1,586	1,918	1,159
001	438	11161	FICA (SS & MEDICARE)	14,001	11,631	15,722	10,102	11,233	6,730
001	438	11168	PRESCRIPTION REIMBURSEMENT		2,529	1,800	469	567	713
001	438	11170	WORKERS COMP INSURANCE		8,371	15,279	-	-	-
001	438	11400	COVID-19 SICK PAY		-		5,526	5,526	-
001	438	11401	COVID-19 FMLA				305	305	
001	438	11402	COVID-19 PREMIUM PAY		-		1,936	1,936	-
001	438	11403	COVID-19 UNEMPLOYMENT		-		1,961	2,371	-
001	438	11580	LIFE INSURANCE		1,066		895	1,082	528
001	438	24500	PATCHING MATERIALS	4,397	241	297	2,528	3,058	25,000
001	438	31300	ENGINEERING SERVICES		49		1,369	1,655	-
001	438	45300	EQUIPMENT RENTAL		-				5,000
001	438	75100	CAPITAL PAVING	188,688	31,483	20,096		-	19,536
	Balance 438			**387,618**	**277,693**	**360,258**	**210,582**	**248,743**	**194,257**

2019 Accomplishments	2020 Objectives
Utilized fuel software and asset management to create maintenance routine schedule	Explore installation of GPS tracking software similar to that used by the police to increase preventative maintenance
Assess vehicles and equipment to identify any outdated or problems to auction on Municibid	Explore options of upgrading DPW vehicles to eliminate older vehicles that are not efficient and environmentally friendly
Prepared a rigirous system of repair for all vehicles and equipment within the City fleet. This preventative maintenance schedule will maintain vehicle life and exceed expectations	Create a work order process and logging procedure that employees will report issues for maintenance so that mechanics can input and repair
Updated City fleet vehicle numbers and asset numbers to better relate the insurance information and department structure	Create list and document vehicles that are CDL required, Medical Card required and what that vehicle can tow or haul legally. Decals/Stickers will be placed in vehicles to remind employees that they must have certain requirements to operate a vehicle

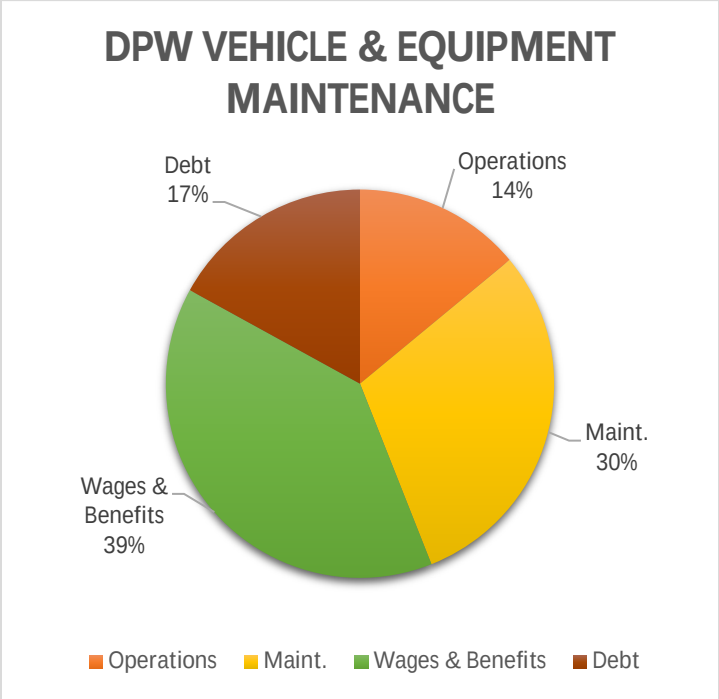

Down from 5.8% in 2018, and 2.7% in 2020, 2.1% of General Fund expenditures are for the maintenance of public works vehicles, the decrease predominantly driven by the flux of newer equipment thanks, in part, to 5-year leases to lessen the effect of purchases on the taxpayer's pocket. With the addition of two more vehicles in 2021 leased with set aside capital improvement dollars in the budget, the city's fleet will have been almost completely overhauled in the course of the last 6 years.

In all, the city's two large (city-wide), one medium (Sunset Pines & other narrow streets) and two small (alleys) plow trucks have been upgraded to new model vehicles, plows and salt spreaders. The city also upgraded another vehicle to enable the use of brine to pretreat streets for snow events which will hopefully net a reduction in overtime.

Each year, obsolete vehicles and equipment are identified and removed from operations and sold through public auction, most recently using MuniciBid.

VEHICLE & EQUIPMENT MAINTENANCE				2018 Actual	2019 Actual	2020 ADOPTED	2020 Y2D	2020 EST YE	2021 PROPOSED
001	437	10149	INTERN		-	3,680	-	-	
001	437	10160	OVERTIME WAGES		219		437	516	1,000
001	437	10174	MECHANIC	9,257	49,636	29,309	22,435	26,514	30,511
001	437	11156	HEALTH INSURANCE		29,789	19,671	15,911	19,241	19,783
001	437	11157	HRA DEDUCTIBLE		2,151	2,100	(262)	-	1,575
001	437	11158	DENTAL INSURANCE		839	539	404	489	533
001	437	11161	FICA (SS & MEDICARE)		3,577	2,524	1,831	2,068	2,411
001	437	11168	PRESCRIPTION REIMBURSEMENT		488	263	131	159	263
001	437	11170	WORKERS COMP INSURANCE		3,144	2,175		-	-
001	437	11400	COVID-19 SICK PAY				1,041	1,041	-
001	437	11402	COVID-19 PREMIUM PAY				255	255	-
001	437	11403	COVID-19 UNEMPLOYMENT				308	372	-
001	437	11580	LIFE INSURANCE		335	194	158	191	195
001	437	26100	PURCHASE MINOR EQUIPMENT	3,298	1,841	1,573	36	43	2,000
001	437	35301	PROPERTY DAMAGE INSURANCE		6,129	10,666	17,448	17,448	17,797
001	437	35307	AUTOMOBILE INSURANCE	10,000	6,963	12,116	2,918	2,918	2,976
001	437	37103	OTHER MAINTENANCE	11	184	67		-	
001	437	37400	VEHICLE PARTS	16,277	11,029	9,655	10,160	12,286	10,000
001	437	37410	SWEEPER MAINTENANCE		-		2,631	3,181	2,000
001	437	37500	TIRES/TUBES	3,609	1,583	546	1,453	1,757	2,500
001	437	37600	OIL & GREASE	26,342	1,314	1,140	642	777	1,000
001	437	37601	VEHICLE FUEL	-	19,711	17,893	10,966	13,261	16,955
001	437	45120	VEHICLE CONTRACT REPAIRS	40	22	27		-	500
001	437	45200	EQUIPMENT REPAIRS	2,163	14,565	10,668	6,856	8,291	10,000
001	437	74100	CAPITAL PURCHASES	194,408	-	-		-	
001	437	75330	FREIGHTLINER LOAN	12,294	25,898	24,115	13,852	16,752	24,115
	Balance 437			**277,699**	**179,415**	**148,921**	**109,609**	**127,560**	**146,114**

2019 Accomplishments	2020 Objectives
Completed corridor improvements on levee walk path. This included base repairs of the asphalt path, berm extensions and rip rap material replacement	Assess all City owned streetlights in need of replacement or repair
Completed Shade Field bathroom facility upgrades	Finish crack fill of levee and devise annual maintenance plan as to not do improvements every 25 years
Replaced and installed new Historic District street signs within the Historic District	Work with signal contractor and be provided training for new signal controllers
Completed maintenance of City Authority owned reservoirs which included brush removal of existing earthen dam banks, spillway cleanup and other vegetation removal	Inspect and replace downtown bricks, tree grates and improve safety of downtown walkability

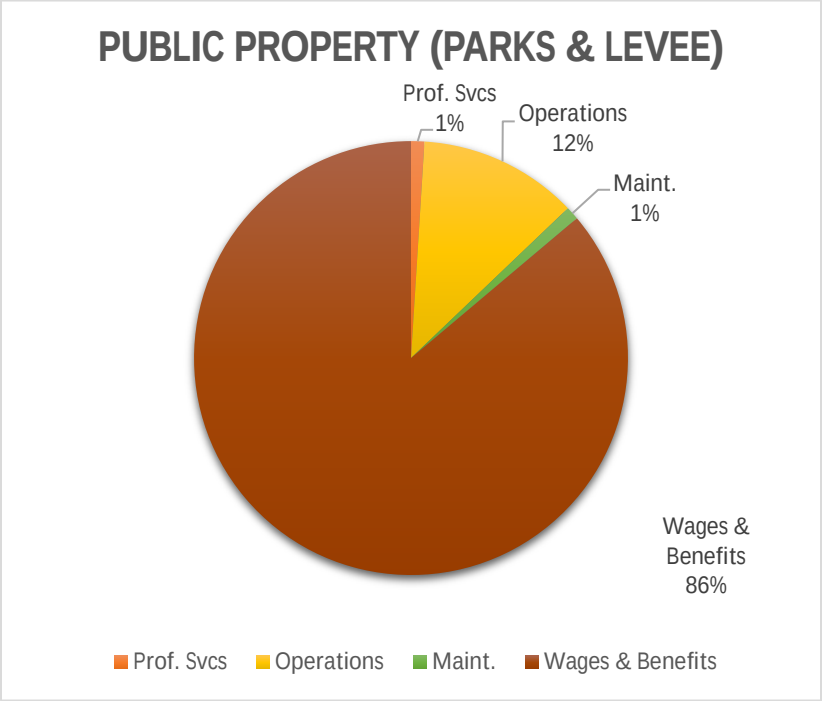

Accounting for 5% of the General Fund expenditures of which parks are about 2% of General Fund expenditures and levee maintenance 3%.

With an increase of 4% in expenditures on professional services, the city saw a 10% decline in wage & benefits cost by subcontracting the mowing of 7 active parks, playgrounds and sports parks (Hammermill, Shade Field, Hanna, Hoberman, Peddie, Piper-Harmon, Taggart) and 4 passive parks (Canal, Memorial, Triangle, Veterans) netted an overall drop in the cost of park facilities from 4% of General Fund to now only 2% of General Fund expenditures

With increased attention to the levee, the annual Army Corps inspection resulted in positive comments that the levee has not looked this good since it was constructed.

TRAFFIC CONTROL DEVICES				2018 Actual	2019 Actual	2020 ADOPTED	2020 Y2D	2020 EST YE	2021 PROPOSED
001	433	24140	STREET SIGNS / POSTS	5,977	153	-	7,946	9,609	15,000
001	433	25210	TRAFFIC PAINT	1,252	2,891	3,500		-	3,500
001	433	35301	PROPERTY DAMAGE INSURANCE		28,151	48,815	261	261	266
001	433	36100	ELECTRIC/TRAFFIC SIGNALS	12,177	8,675	7,772	5,778	6,988	8,490
001	433	37121	SIGNAL MAINTENANCE	24,020	9,445	15,000	484	585	15,000
	Balance 433			**43,426**	**49,315**	**75,088**	**14,469**	**17,442**	**42,256**

STREET LIGHTING				2018 Actual	2019 Actual	2020 ADOPTED	2020 Y2D	2020 EST YE	2021 PROPOSED
001	434	35302	LIABILITY INSURANCE		29		77		
001	434	36100	ELECTRIC STREET LIGHTS	71,409	86,396	90,601	55,637	67,282	80,918
001	434	37103	STREET LIGHT MAINTENANCE	-	5,668	6,753	1,445	1,747	15,000
	Balance 434			**71,409**	**92,094**	**97,354**	**57,159**	**69,029**	**95,918**

FLOOD CONTROL (LEVEE)				2018 Actual	2019 Actual	2020 ADOPTED	2020 Y2D	2020 EST YE	2021 PROPOSED
001	446	10134	FOREMAN	40,873	38,985	31,699	23,677	27,982	14,901
001	446	10141	FULL TIME PERSONNEL	26,602	34,664	56,304	21,988	25,986	50,214
001	446	10144	PART TIME PERSONNEL	1,295	7,278	15,477	4,123	4,872	13,104
001	446	10160	OVERTIME WAGES	575	30.50+23.58		23	28	100
001	446	11156	HEALTH INSURANCE		33,060	59,014	31,156	37,677	42,393
001	446	11157	HRA DEDUCTIBLE		4,525	6,300	2,138	2,585	3,375
001	446	11158	DENTAL INSURANCE		924	1,616	808	977	1,142
001	446	11161	FICA (SS & MEDICARE)	5,309	4,763	7,916	3,988	4,503	5,991
001	446	11168	PRESCRIPTION REIMBURSEMENT		527	788		-	563
001	446	11170	WORKERS COMP INSURANCE		4,677	7,679		-	-
001	446	11400	COVID-19 SICK PAY		-		1,200	1,200	-
001	446	11402	COVID-19 PREMIUM PAY		-		535	535	-
001	446	11403	COVID-19 UNEMPLOYMENT		-		702	849	-
001	446	11580	LIFE INSURANCE	1	423	583	347	419	417
001	446	23100	OPERATING SUPPLIES	1,947	2,412	2,778	2,970	3,592	4,000
001	446	26100	PURCHASE MINOR EQUIPMENT	92	685	539	38	46	500
001	446	36100	ELECTRIC LEVEE LIGHTS	10,123	10,273	10,497	7,949	9,613	9,756
001	446	37120	REPAIR PARTS	2,236	318	354	1,100	1,330	500
001	446	37430	VANDALISM/ACCIDENT REPAIRS	200	158	37	258	312	-
001	446	38510	CONRAIL LEASE	2,607	5,384	3,288	-	-	3,288
001	446	45300	EQUIPMENT RENTAL	-	85	300	140	169	500
001	446	45400	CONTRACT SERVICES	849	-	1,000	750	907	1,000
001	446	50150	LHAFPA DONATION				3,000	3,000	1,000
001	446	75100	CAPITAL PROJECTS			-		-	-
	Balance 446			**92,709**	**149,141**	**206,170**	**106,889**	**126,583**	**152,745**

PARKS & RECREATION FACILITIES				2018 Actual	2019 Actual	2020 ADOPTED	2020 Y2D	2020 EST YE	2021 PROPOSED
001	454	10133	DEPARTMENT HEAD	-				-	-
001	454	10134	FOREMAN		7,342	4,528	5,354	6,327	9,934
001	454	10141	FULL TIME PERSONNEL	25,020	30,561	8,043	9,486	11,211	25,107
001	454	10144	PART TIME PERSONNEL	9,536	7,269	2,211	237	280	6,552
001	454	10160	OVERTIME WAGES	-	1,187		105	130	500
001	454	11156	HEALTH INSURANCE		20,088	8,431	4,462	5,396	22,610
001	454	11157	HRA DEDUCTIBLE		6,845	900	406	491	1,800
001	454	11158	DENTAL INSURANCE		558	231	115	140	609
001	454	11161	FICA (SS & MEDICARE)	2,945	3,381	962	525	1,373	3,220
001	454	11168	PRESCRIPTION REIMBURSEMENT		281	113		-	300
001	454	11170	WORKERS COMP INSURANCE		4,677	1,097		-	-
001	454	11402	COVID-19 SICK PAY		-		101	101	-
001	454	11403	COVID-19 PREMIUM PAY		-		100	100	-
001	454	11580	LIFE INSURANCE	2	252	83	50	60	222
001	454	23019	COVID-19 SUPPLIES		-		8,337	10,082	-
001	454	23100	OPERATING SUPPLIES	4,813	2,044	2,257	2,105	2,545	2,500
001	454	23300	HEATING FUEL	955	751	779	420	508	1,000
001	454	24150	SHADE TREE SUPPLIES	-	-	10,000	357	432	5,000
001	454	26100	PURCHASE MINOR EQUIPMENT	80	352	435	71	85	500
001	454	26401	WATER SERVICE	1,345	1,561	-	901	901	1,500
001	454	31300	ENGINEERING SERVICES		843		2,749	3,325	
001	454	35302	LIABILITY INSURANCE		103		270	270	275
001	454	36100	ELECTRIC SERVICE	6,819	7,639	7,985	5,354	6,475	6,903
001	454	37420	REPAIR PARTS	5,220	2,183	2,056	171	207	2,000
001	454	37430	VANDALISM/ACCIDENT REPAIRS	207	77	82	12,469	15,078	-
001	454	45400	CONTRACT SERVICES	7,075	20,392	20,000	12,315	14,893	20,000
	Balance 454			**64,017**	**118,389**	**70,193**	**66,459**	**80,408**	**110,533**

DEBT SERVICE				2018 Actual	2019 Actual	2020 ADOPTED	2020 Y2D	2020 EST YE	2021 PROPOSED
001	471	75305	DEBT SERVICE/2007 LOAN (ends '19)	87,335	87,792				
001	471	75308	DEBT SERVICE/2009 LOAN (ended '16)						
001	471	75308	DEBT SERVICE/2013 PKG (ends '33)	4,279	4,205	4,132		4,132	4,058
001	471	75309	DEBT SERVICE/2013 LOAN (ends '33)	81,253	83,432	172,543	63,696	172,543	173,270
001	471	75318	DEBT SERVICE/2018 LOAN (ends '38)		8,730	80,743	16,086	80,743	80,207
	Balance 471			**172,867**	**184,158**	**257,418**	**79,782**	**257,418**	**257,535**
ALLOCATIONS				**2018 Actual**	**2019 Actual**	**2020 ADOPTED**	**2020 Y2D**	**2020 EST YE**	**2021 PROPOSED**
001	492	49300	TRANSFER FUND 025 INTERCHANGE	4,202	4,000	4,000		4,000	4,000
001	492	49310	TRANSFER FUND 033 LEVEE ESCROW	-	-		1,400		-
001	492	49348	TRANSFER FUND 048 RESERVE		53,102	51,906			51,900
001	492	49369	TRANSFER FUND 035 FUELS		-		277,600	277,600	-
001	492	49370	TRANSFER FUND 016 CAPITAL	143,048	156,557	406,719	286,058	286,058	147,738
001	492	49370	REFUND FUND 016 E WALNUT		-				
	Balance 492			**147,250**	**213,659**	**462,626**	**565,058**	**567,658**	**203,638**
			TOTAL REVENUE	**6,154,778**	**6,051,673**	**5,717,583**	**5,604,665**	**6,193,079**	**5,667,470**
			TOTAL EXPENDITURES	**5,253,121**	**5,190,644**	**5,589,853**	**4,246,209**	**5,187,433**	**5,528,379**
			EXCESS (DEFICIENCY)	**901,658**	**861,029**	**127,729**	**1,358,456**	**1,005,646**	**139,091**

FUND 016 CAPITAL IMPROVEMENT FUND

REVENUES				2018 Actual	2019 Actual	2020 ADOPTED	2020 Y2D	2020 EST YE	2021 PROPOSED
016	300	03001	BEGINNING BALANCE	468,752	101,033	223,170	(42,543)	(42,543)	401,277
016	392	03940	GF LOAN PAYMENTS				8,289	10,217	
016	341	05410	INVESTMENT INTEREST	2,030	150		61	73	
016	394	05413	FNB LEASE		-				
016	393	05413	LOAN PROCEEDS		-				
016	392	05164	PARKING LOAN REPAYMENT (ENDS 2033)		-				
016	392	05164	ANNUAL GENERAL FUND ALLOTMENT	143,048	156,557	406,719	286,058	286,058	147,738
016	392	05164	BLIGHTED PROPERTY REPAYMENT					-	180,000
016	354	07036	PENNDOT TAP: E CHURCH ST			1,000,000	300,216	388,084	611,916
016	393	07181	2018A NOTE PROCEEDS	25,008	245,990	174,239	284,015	284,015	
016	391	09910	SALE OF ASSETS		74,665		4,581	4,581	
016	357	06573	COUNTY AID		44,397		88,794	88,794	
	Balance			**638,838**	**622,793**	**1,804,129**	**929,471**	**1,019,279**	**1,340,932**

EXPENDITURES				2018 Actual	2019 Actual	2020 ADOPTED	2020 Y2D	2020 EST YE	2021 PROPOSED
016	400	73400	GF CAPITAL PROJECTS			411,150			293,275
016	407	75407	CAPITAL I.T. UNDER $5K		462				
016	409	72000	CITY HALL SECURITY INSTALLATION				45,925	45,925	
016	409	75409	CAPITAL BLDG UNDER $5K		2,390				
016	410	74410	POLICE PATROL VEHICLE		37,802				
016	419	71419	REAL ESTATE PURCHASE						
016	419	72419	BLIGHTED PROPERTY REMEDIATION	252,953	1,084				
016	430	72000	DPW IMPROVEMENTS (NONBUILDING)						
016	430	73000	DPW GARAGE REPAIRS				25,082	25,082	
016	430	73430	SECOND AVE REHAB (BORROWED)	94,699	-	-			
016	430	73430	SECOND AVE ROOF		-	149,504	33,739	33,739	
016	430	73430	SECOND AVE SALT STORAGE		343,150	24,735			
016	430	76999	UNAPPROPRIATED RESERVE	-					380,000
016	436	72539	SUNSET PINES STORMWATER				30,193	37,215	
016	437	74437	EQUIPMENT (BORROWED)	55,079	81,695				
016	438	40336	E CHURCH STREET STREETSCAPE				18,783	18,685	
016	439	40336	E CHURCH STREET STREETSCAPE			1,000,000	300,216	370,034	629,966
016	438	40520	PAVING PROJECT		38,956		23,656	23,656	
016	438	72438	COUNTY SHARE E WALNUT (NEW STS)		88,794				
016	436	75436	STORMWATER		2,870				
016	440	49330	2013 NOTE AIRPORT TO FUND 039	10,701					
016	445	75330	PARKING VAN LEASE		2,805				
016	454	40335	HAMMERMILL PLAYGROUND PROJECT		9,105		613	613	
016	454	72000	PARK IMPROVEMENTS				3,550	3,550	
016	454	72454	TRIANGLE PARK (BORROWED)	-					
016	454	74106	PARK IMPROVEMENTS				2,406	2,406	
016	492	49320	TRANSFER TO LEVEE ESCROW FUND				57,096	57,096	
	Balance			**413,432**	**609,114**	**1,585,389**	**541,260**	**618,001**	**1,303,241**
			TOTAL REVENUE	**638,838**	**622,793**	**1,804,129**	**929,471**	**1,019,279**	**1,340,932**
			TOTAL EXPENDITURES	**413,432**	**609,114**	**1,585,389**	**541,260**	**618,001**	**1,303,241**
			EXCESS (DEFICIENCY)	**225,407**	**13,679**	**218,740**	**388,211**	**401,277**	**37,690**

FUND 048 CAPITAL RESERVE FUND

REVENUES				2018 Actual	2019 Actual	2020 ADOPTED	2020 Y2D	2020 EST YE	2021 PROPOSED
048	300	03001	BEGINNING BALANCE		46,844	153,148	55,483	-	-
048	341	05410	INVESTMENT INTEREST		684		111	-	20
048	392	05164	ANNUAL GENERAL FUND ALLOTMENT		53,102	51,906			51,900
	Balance			**-**	**100,630**	**205,054**	**55,594**	**-**	**51,920**

EXPENDITURES				2018 Actual	2019 Actual	2020 ADOPTED	2020 Y2D	2020 EST YE	2021 PROPOSED
048	492	XXXXX	TRANFER TO GENERAL FUND				55,594		
048	401	76999	UNAPPROPRIATED RESERVE			210,002			
	Balance			**-**	**-**	**210,002**	**55,594**	**-**	**-**
			TOTAL REVENUE	**-**	**100,630**	**205,054**	**55,594**	**-**	**51,920**
			TOTAL EXPENDITURES	**-**	**-**	**210,002**	**55,594**	**-**	**-**
			EXCESS (DEFICIENCY)	**-**	**100,630**	**(4,948)**	**0**	**-**	**51,920**

FUND 006

WATER FUND

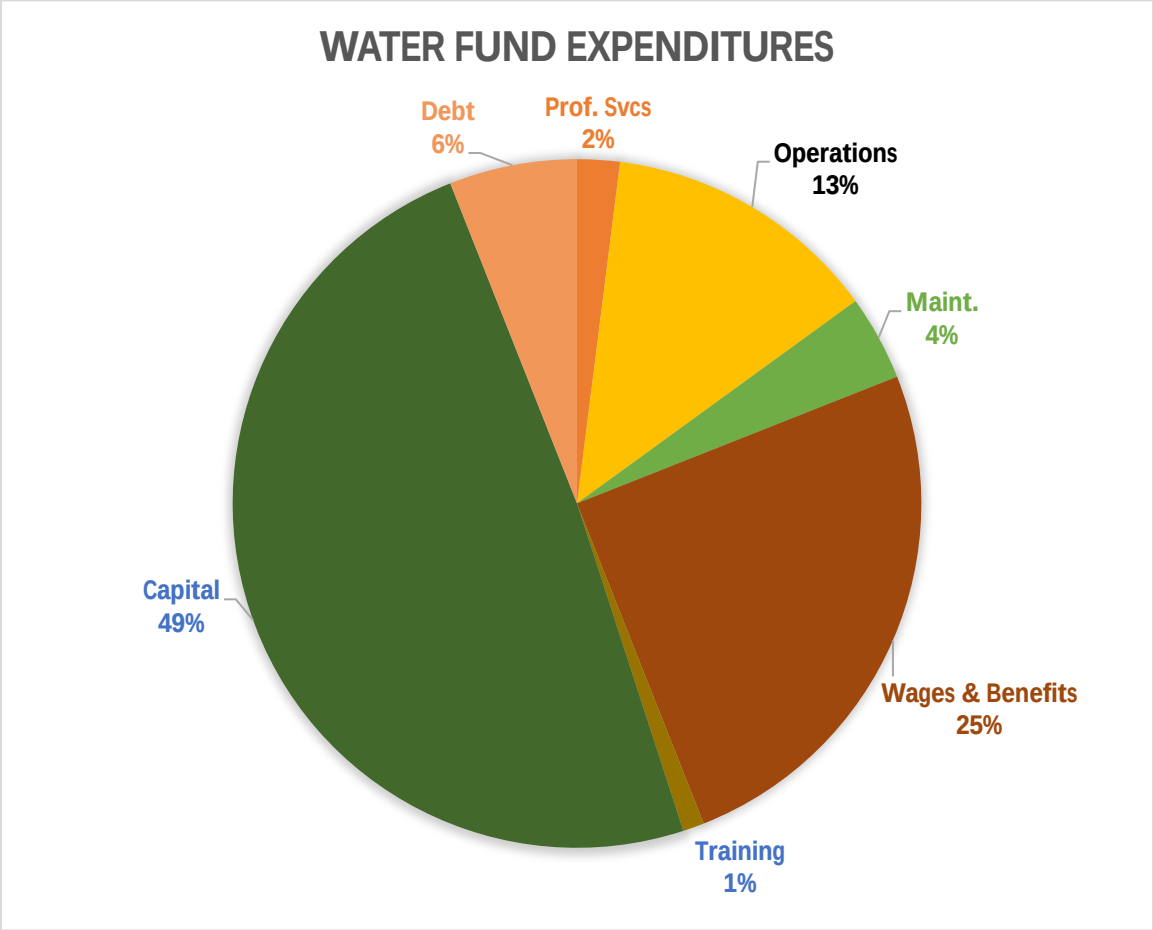

The city is continuing one of its largest capital projects with the installation of new supplemental water wells in Wayne Township, repairs to the Ohl dam and extensive repairs and upgrades to the Ohl intake tower, and then finally the reconstruction of the Keller dam and intake tower. At present, the test wells have been completed and the City Authority will be working to gain easements and permanent agreements for the water's long-term use as a resource. Once the line is completed to bring the water from the wells to the filtration plant, the pool in Ohl can be lowered to enable the reconstruction to begin there. The Well & Ohl portion of the project is projected to be completed at the end of 2023 and the project will be funded through a grant/loan through PennVEST (Pennsylvania Infrastructure Investment Authority). The long-term debt service will be partially paid by Suburban Water Authority at the percent-to-total of its water use.

About a year prior to the completion of Ohl, Gwin Dobson & Foreman will be working on final design of the Keller portion of the project. The combined projects are expected to cost more than $13 million.

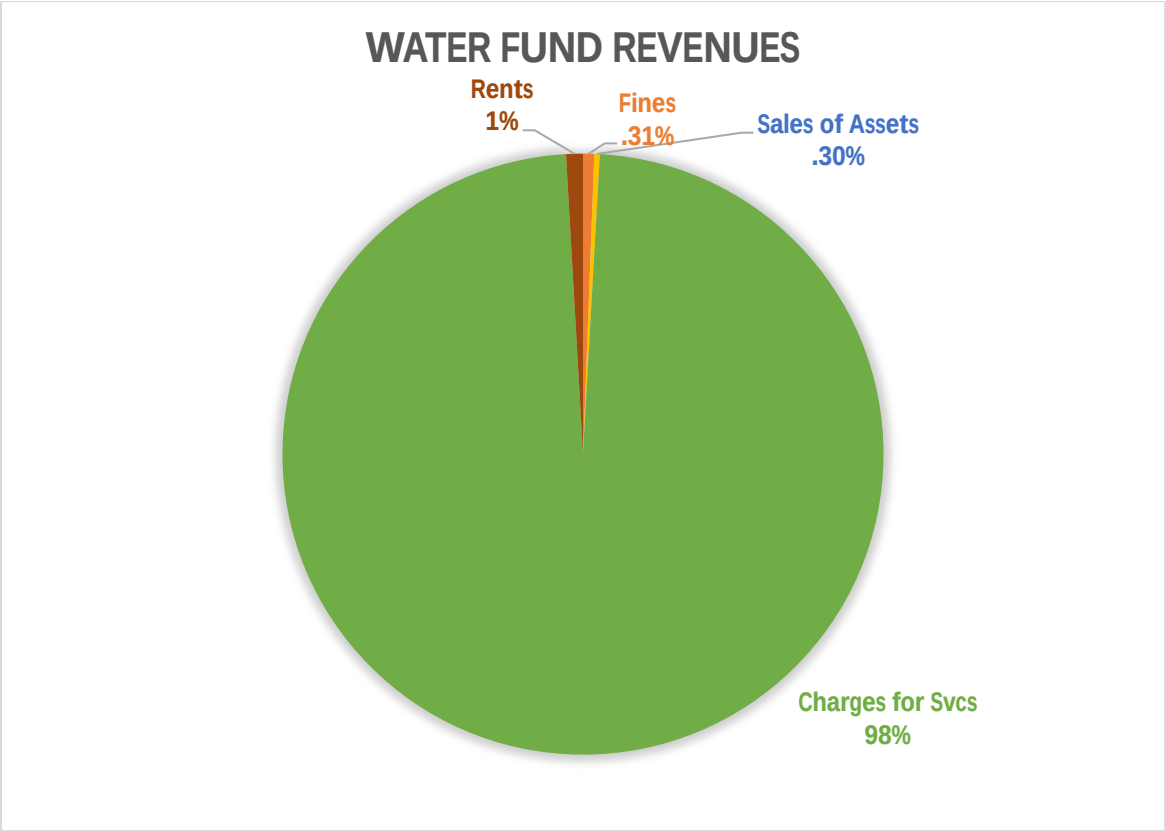

Fund	Dept	Object	Title	2018 Actual	2019 Actual	2020 ADOPTED	2020 Y2D	2020 EST YE	2021 PROPOSED
REVENUES									
006	300	03001	BEGINNING BALANCE	835,239	632,539	778,198	902,127	902,127	983,295
006	354	03019	CARES ACT (COVID UC OFFSET)				65		-
006	389	05157	COBRA REIMBURSEMENT						-
006	341	05410	INVESTMENT INTEREST	11,090	9,732	2,877	1,829	2,439	6,351
006	342	05421	AGRICULTURAL LEASES	1,300	7,203	8,502	7,993	7,993	8,500
006	342	05424	EQUIPMENT RENTAL	-	-			-	
006	378	05425	CONNECTION FEES	1,120	1,320	1,100	640	774	856
006	354	06505	DCED REIMBURSEMENT	-	6,188	-		-	-
006	389	07308	ACCIDENT REIMBURSEMENTS		-		615	615	-
006	389	07614	REIMBURSEMENTS	70,989	1,860	2,000	4,908	5,935	27,496
006	378	07616	CCCWFA REIMBURSEMENTS	186,594	195,106	210,590	170,454	204,544	107,671
006	378	07781	WATER RENTS/CITY	1,275,014	1,473,530	1,236,348	1,237,307	1,484,768	1,479,149
006	378	07787	WATER RENTS/TOWNSHIPS	-	-			-	-
006	378	07788	FIRE PROTECTION	8,868	12,315	10,793	5,525	5,525	8,965
006	378	07789	SERVICE CHARGES	5,624	5,731	2,976	3,039	3,675	3,785
006	378	07791	PENALTY CHARGES	6,376	4,838	9,180	1,745	2,110	6,215
006	389	08100	MISCELLANEOUS	21	772	-		-	213
006	391	09910	SALE OF ASSETS	614	(2,454)	5,000	212	212	5,128
	Balance 300			**2,402,847**	**2,348,677**	**2,267,565**	**2,336,459**	**2,620,718**	**2,637,624**

The Lock Haven City Authority holds the reserve fund balance for the City of Lock Haven DPW Water Department which is to represent 50% of select operating costs. The amount currently exceeds 50% with a 10/31/2020 balance in excess of $900,000 including banks accounts and investments.

The Water Fund has two main components: (1) Dept 448 which is maintenance of the city's water lines and hydrants which serve the city, Wayne Township and Castanea Township, and (2) Dept 449 which accounts for city costs in the maintenance of the 5200-acre watershed owned by the Lock Haven City Authority (the city has a perpetual agreement to maintain the LHCA's property). The costs of Dept 448 are born by all water customers of the city, and the costs of Dept 449 are shared by both the city and the Suburban Lock Haven Water Authority through reimbursement from the Central Clinton County Water Filtration Authority (CCCWFA). The Lock Haven City Authority owns the sources water (Keller Reservoir), which is then provided to the CCCWFA and to which the city and Suburban pay for the treatment costs to the CCCWFA.

Currently the treatment plant produces about 2.55 million gallons per day of which about half is for customers of the city and half for customers of Suburban Water Authority.

The Water division employs one Meter Reader (half paid by Sewer Fund), one Pipe Fitter and two Semiskilled Laborers. It also accounts for half the wages of the office staff that oversees billing of water & sewer customers including Office Manager Wendi Spicher and Utility Clerk Bobbie Farley.

2020 Accomplishments	2021 Goals
Worked with GDF in the design of Ohl Dam and continue working with easements for supplemental wells	Rehabilitate 425,000-gallon storage tank in Castanea
Completed some of the replacement of larger service lines with laser meters for better accuracy of reading	Continue replacing larger service line meters with laser meters for accuracy
Worked with a leak detector consultant to find and repair water leaks in the City's system	Replace sections of watermain in Castanea before their paving project
Priced out meters for installation in the systems at Wayne Township and Castanea Township to identify potential leaks. These would reduce the time spent looking for leaks in the system	Install radio read meters to reduce time spent by the Meter Reader collecting readings. Currently if the meter is not a radio read that can reach the road on a drive by, the Meter Reader has to walk up and manually input
Replaced approximately 1000 feet of new water main on West Fourth Street in anticipation of the new Geisinger Clinic	With the hiring of a Watershed Manager utilize his knowledge and skills to better the reservoir properties and maintenance of the surround area to sustain a forestry management plan and to attract tourism to the area

WATER SYSTEM				2018 Actual	2019 Actual	2020 ADOPTED	2020 Y2D	2020 EST YE	2021 PROPOSED
006	448	10111	COUNCILMEN	4,230	4,320	5,400	4,499	5,317	4,968
006	448	10112	MAYOR	960	960	1,200	1,015	1,200	1,104
006	448	10114	TREASURER	180	240	300	254	300	300
006	448	10115	CONTROLLER	240	240	300	254	300	276
006	448	10121	CITY MANAGER	15,988	32,206	14,679	12,420	15,243	17,201
006	448	10122	ASSISTANT MANAGER	852	-	-	-	-	14,766
006	448	10124	DIRECTOR OF PUBLIC WORKS	7,067	15,336	19,659	16,634	20,415	22,703
006	448	10125	FINANCE DIRECTOR	11,156	2,561	-		-	-
006	448	10131	ENGINEER	26,288	21,094	27,560		-	24,800
006	448	10132	DEPARTMENT HEAD	10,306	-	45,284		-	-
006	448	10134	FOREMAN	43,347	45,198	-	41,656	49,230	38,367
006	448	10140	STENOGRAPHER	553	466	553	446	527	508
006	448	10141	FULL TIME PERSONNEL	133,263	150,921	159,243	120,498	142,406	220,017
006	448	10142	CLERICAL STAFF	51,673	58,665	65,231	49,669	58,700	86,352
006	448	10144	PART TIME PERSONNEL	5,846	6,883	14,890	4,335	5,124	7,586
006	448	10147	METER READER	11,760	20,146	41,205	14,246	16,836	21,444
006	448	10149	INTERN	2,089	2,236	2,280	285	285	4,762
006	448	10160	OVERTIME WAGES	12,143	9,589	9,803	9,139	10,801	11,071
006	448	10161	OVERTIME/CLERICAL	-	-	-		-	-
006	448	10165	SHIFT DIFFERENTIAL	-	-	-		-	50
006	448	10174	MECHANIC	5,125	11,404	19,260	13,210	15,612	20,050
006	448	11156	HEALTH INSURANCE	124,540	217,688	263,693	141,511	171,129	242,804
006	448	11157	HRA DEDUCTIBLE	7,635	11,081	28,203	5,790	7,002	19,699
006	448	11158	DENTAL INSURANCE	3,833	4,981	7,210	3,989	4,824	6,445
006	448	11161	FICA (SS & Medicare)	25,359	27,857	32,654	22,202	26,186	37,969
006	448	11162	CERF REIMBURSEMENT	136	12,753	9,834	-		
006	448	11166	UNEMPLOYMENT		43		1,606	1,943	-
006	448	11168	PRESCRIPTION REIMB.	1,807	2,546	3,679	1,776	2,148	4,011
006	448	11170	WORKERS COMP INSURANCE	12,253	19,836	25,701	13,870	13,870	21,550
006	448	11172	SPECIAL COMPENSATION	300	25	600	60	100	600
006	448	11400	COVID-19 SICK PAY		-		9,664	9,664	-
006	448	11401	COVID-19 FMLA		-		2,175	2,175	-
006	448	11402	COVID-19 PREMIUM PAY		-		2,945	2,945	-
006	448	11403	COVID-19 UNEMPLOYMENT		-		6,061	7,330	-
006	448	11580	LIFE INSURANCE	1,511	2,591	2,735	1,695	2,050	2,989
006	448	21100	OFFICE SUPPLIES	1,649	2,409	2,490	1,127	1,363	1,992
006	448	21200	COMPUTER REPAIR	653	139	474	84	84	303
006	448	22500	WATER ANALYSIS	5,012	7,435	5,358	3,660	4,426	5,322
006	448	22600	CCCWFA WATER	459,742	429,876	468,660	292,567	390,089	442,767
006	448	23019	COVID-19 SUPPLIES		-		1,838	2,223	-
006	448	23100	OPERATING SUPPLIES	4,198	757	1,334	1,485	1,796	1,847
006	448	23710	GARAGE SUPPLIES	515	698	569	449	544	574
006	448	23800	CLOTHING SUPPLIES	1,248	2,214	1,169	1,584	1,916	5,249
006	448	25110	SERVICE LINES	3,977	1,740	2,258	8,748	10,579	4,452
006	448	25200	SYSTEM MAINTENANCE	57,343	19,590	25,932	21,466	25,959	27,568
006	448	25220	STREET PERMIT FEES	518	648	527	-	2,500	1,000
006	448	26100	PURCHASE MINOR EQUIPMENT	1,208	5,202	2,987	5,279	6,384	8,101
006	448	26105	MAINTENANCE GARAGE RENTAL	26,417	23,460	9,926	-	-	
006	448	31100	AUDIT EXPENSE	14,046	16,296	12,820	11,926	14,422	15,167
006	448	31120	BANK FEES		-		106	128	500
006	448	31200	CONTRACT SERVICES	5,556	3,823	2,126	-	-	15,000
006	448	31300	ENGINEERING SERVICES	-	2,322	938	14,178	17,145	17,488
006	448	31400	LEGAL EXPENSE	3,036	415	1,916	2,913	3,523	2,262
006	448	31600	PUC WATER SYSTEM ANNUAL FEE	-	10,000	2,500	10,065	10,065	10,000
006	448	31700	TRAINING	2,917	3,658	2,844	1,242	1,502	2,686
006	448	31810	CONSERVATION EDUCATION	-	-	-		-	100
006	448	32100	PHONE AND INTERNET	3,808	4,325	5,532	3,256	3,937	4,889
006	448	32101	COMPLIANCE TESTING				25	30	100
006	448	32500	POSTAGE	4,984	6,529	5,263	3,645	4,407	5,494
006	448	32700	RADIO MAINTENANCE	-	-	28	-	-	250
006	448	34100	ADVERTISING	1,260	629	1,061	1,259	1,523	1,100
006	448	34400	COPIER EXPENSE	343	941	1,868	956	1,156	726
006	448	35301	PROPERTY DAMAGE INSURANCE	4,783	1,769	3,078	-	-	-
006	448	35302	LIABILITY INSURANCE	3,836	2,418	4,208	-	-	-
006	448	35303	SURETY BONDS	533	447	713	50	750	750
006	448	35306	PUBLIC OFFICIALS INSURANCE	1,465	1,123	1,954		-	-
006	448	35307	AUTOMOBILE INSURANCE	2,484	1,857	3,231		-	-
006	448	35308	INSURANCE DEDUCTIBLES	2,500	-	2,709		-	-
006	448	36110	ELECTRIC/CASTANEA	1,742	922	1,495	815	986	1,330

006	448	36120	ELECTRIC/CASTANEA PUMP	4,105	5,072	3,835	4,008	4,847	4,386
006	448	36130	ELECTRIC/CASTANEA TANK	857	55	410	29	35	355
006	448	36135	ELECTRIC/FAIRVIEW STREET	-	-	-	-	-	-
006	448	36610	HYDRANT EXPENSES	2,323	815	1,558	1,204	1,456	1,181
006	448	37110	OFFICE EQUIPMENT MNTC	-	77	23	-	-	100
006	448	37200	CUMMINGS PUMP MAINT	-	-	487		-	15,000
006	448	37220	CASTANEA PUMP MAINT	-	12	155	110	133	15,000
006	448	37400	VEHICLE PARTS	2,537	2,446	2,498	3,846	4,651	3,186
006	448	37430	ACCIDENT REPAIRS	2,362	2,500	1,215		-	
006	448	37500	TIRES	599	734	858	1,056	1,277	1,174
006	448	37600	OIL & GREASE	11,912	686	7,190	280	339	5,490
006	448	37601	VEHICLE FUEL	-	9,234	2,216	4,866	5,884	7,559
006	448	37720	CUSTOMER METER MAINT	3,796	6,928	3,683	2,945	3,561	4,209
006	448	37820	REGULATING VALVE MAINT	11,920	5,000	6,988	15,075	18,230	10,345
006	448	38300	OFFICE RENTAL	2,400	-	2,400	38	2,400	2,400
006	448	40322	CODIFICATION EXPENSES		3,762		299	719	800
006	448	41000	JUDGEMENTS & DAMAGES		-		2,512	2,500	-
006	448	42100	DUES/SUBSCRIPTIONS	564	1,502	1,001	877	1,061	1,500
006	448	45120	VEHICLE CONTRACT REPAIRS	-	-	250		-	500
006	448	45200	EQUIPMENT REPAIRS	4,346	5,567	2,344	5,544	6,705	4,777
006	448	45210	SOFTWARE FEES	18,118	24,739	24,797	16,748	20,253	26,554
006	448	45300	EQUIPMENT RENTAL	2,582	480	1,352	1,291	1,561	1,732
006	448	45400	CONTRACT SERVICES	252	11,369	3,785	6,101	7,378	4,798
006	448	46111	UTILITY REFUND	824	(11,217)	220		-	250
006	448	46900	BAD DEBT EXPENSE				21,716	21,716	
006	448	47000	DCED FINANCIAL REVIEW	6,188	6,188	3,094		-	-
006	448	72100	LINE IMPROVEMENTS	114,905	107	38,505		-	50,000
006	448	74100	CAPITAL PURCHASES	42,787	-	18,245	11,957	14,459	15,767
006	448	74101	CAPITAL PURCHASES FOR RESALE	-	3,799	1,853		-	5,000
006	448	75100	CAPITAL PROJECTS	-	-	11,474		-	-
006	448	75330	FORD F350 5-YEAR LEASE		4,306	16,224	16,924	20,466	20,928
006	448	76999	UNAPPROPRIATED RESERVE	-	-	-		-	
	Balance 448			**1,369,589**	**1,317,667**	**1,533,782**	**1,008,056**	**1,240,731**	**1,612,401**
LHCA PROPERTY MAINTENANCE				**2018 Actual**	**2019 Actual**	**2020 ADOPTED**	**2020 Y2D**	**2020 EST YE**	**2021 PROPOSED**
006	449	10141	FULL TIME PERSONNEL	7,858	21,154	25,144	3,777	4,464	25,107
006	449	10144	PART TIME PERSONNEL	-	-	4,422	1,263	1,493	21,724
006	449	10132	FOREMAN		671		8,856	10,467	56,786
006	449	10160	OVERTIME WAGES	406	225	328		-	
006	449	11156	HEALTH INSURANCE		1,834		8,912	10,778	50,872
006	449	11157	HRA DEDUCTIBLE				611	739	4,050
006	449	11158	DENTAL INSURANCE		50		231	279	6,445
006	449	11161	FICA (SS & Medicare)	610	1,649	917	1,102	1,256	1,370
006	449	11168	PRESCRIPTION REIMB.				-		675
006	449	11400	COVID-19 SICK PAY				175	175	-
006	449	11402	COVID-19 PREMIUM PAY				107	107	-
006	449	11403	COVID-19 UNEMPLOYMENT				201	243	-
006	449	11580	LIFE INSURANCE		34		99	120	500
006	449	11170	WORKERS COMP INSURANCE						7,604
006	449	23900	COLLECTION SUPPLIES	53	-	51		1,000	1,000
006	449	31210	CONSULTANT FEES	17,403	-	4,351		4,500	5,000
006	449	31300	ENGINEERING SERVICES				14,189		2,500
006	449	32100	PHONE AND INTERNET	2,105	1,440	1,728	480	580	2,194
006	449	35301	PROPERTY DAMAGE INSURANCE				2,917	2,917	2,975
006	449	35302	LIABILITY INSURANCE		189		495	495	505
006	449	35306	PUBLIC OFFICIALS INSURANCE				764	764	779
006	449	35307	AUTOMOBILE INSURANCE				502	502	512
006	449	36100	ELECTRIC SERVICE	-	-	176		-	-
006	449	37130	MCELHATTAN HOUSE MAINT	-	32	8		-	12,000
006	449	37140	CASTANEA HOUSE MAINT	-	-	-		-	-
006	449	37150	ROSECRANS HOUSE MAINT	-	-	-		-	-
006	449	37160	OTHER MAINT	-	1,575	581	444	536	5,000
006	449	37170	SIGN/FENCING MATERIAL	710	-	203	339	410	5,000
006	449	37730	EQUIPMENT REPAIRS	-	42	75	571	690	500
006	449	37740	INTAKE MAINTENANCE	-	-	-		-	600
006	449	45300	EQUIPMENT RENTAL	-	-	-		-	500
006	449	72400	RESERVOIR STUDY/ALGAE	-	-	-		-	1,000
006	449	75100	CAPITAL PROJECTS	42,787		29,669	2,000	2,419	
	Balance 449			**71,933**	**28,896**	**67,652**	**48,034**	**44,933**	**215,199**

DEBT SERVICE PRINCIPAL				2018 Actual	2019 Actual	2020 ADOPTED	2020 Y2D	2020 EST YE	2021 PROPOSED
006	471	75301	2007 PENNVEST (ends 2038)	146,056	120,742	120,742	101,545	121,955	123,180
006	471	75305	2007 NOTE (ends 2019)	47,408	90,762				
006	471	75308	2009 NOTE (ends 2019)	44,222					
006	471	75318	2018C NOTE						
	Balance 471			**237,686**	**211,504**	**120,742**	**101,545**	**121,955**	**123,180**

DEBT SERVICE INTEREST				2018 Actual	2019 Actual	2020 ADOPTED	2020 Y2D	2020 EST YE	2021 PROPOSED
006	472	75301	2007 PENNVEST (ends 2038)		25,314	25,314	20,169	24,101	22,876
006	472	75305	2007 NOTE (ends 2019)		630				
006	472	75308	2009 BOND (ends 2019)						
006	472	75318	2018C NOTE		6,762	82,750	24,352	24,352	82,750
	Balance 472			**-**	**32,706**	**108,064**	**44,521**	**48,453**	**105,626**

INTERFUND TRANSFERS				2018 Actual	2019 Actual	2020 ADOPTED	2020 Y2D	2020 EST YE	2021 PROPOSED
006	492	49360	LHCA RESERVE FUND		-				
006	492	26105	MAINTENANCE GARAGE RENTAL					9,966	9,966
006	492	11162	CERF REIMBURSEMENT				11,242	11,242	9,410
006	492	49336	FUND 036 ANNUAL TRANSFER	65,900	65,479	160,143		160,143	182,760
006	492	75330	LHCA LOAN PAYABLE		-				
	Balance 492			**65,900**	**65,479**	**160,143**	**11,242**	**181,351**	**202,136**
			TOTAL REVENUE	**2,402,847**	**2,348,677**	**2,267,565**	**2,336,459**	**2,620,718**	**2,637,624**
			TOTAL EXPENDITURE	**1,745,108**	**1,656,252**	**1,990,383**	**1,213,399**	**1,637,424**	**2,258,542**
			EXCESS (DEFICIENCY)	**657,739**	**692,426**	**277,181**	**1,123,060**	**983,295**	**379,082**

FUND 036 WATER PROJECTS

Fund	Dept	Object	Title	2018 Actual	2019 Actual	2020 ADOPTED	2020 Y2D	2020 EST YE	2021 PROPOSED
REVENUES									
036	300	03001	BEGINNING BALANCE	102,780	135,527	190,528	(20,690)	(20,690)	117,797
036	341	05410	INVESTMENT INTEREST	32					
036	393	05521	PROCEEDS 2009 BOND						
036	393	05521	PROCEEDS 2018C		607,080	2,102,075	274,552	332,016	1,605,378
036	392	05160	ANNUAL FUND 006 ALLOTMENT	65,900	65,479	160,143		160,143	182,760
036	391	09910	SALE OF ASSETS				353	353	
036	389	07614	REIMBURSEMENTS						
	Balance			**168,712**	**808,086**	**2,452,747**	**254,215**	**471,822**	**1,905,935**

EXPENDITURES				2018 Actual	2019 Actual	2020 ADOPTED	2020 Y2D	2020 EST YE	2021 PROPOSED
036	448	72448	WATER FUND CAPITAL PROJECTS		27,732	200,000	46,277	55,963	250,000
036	448	72100	LINE IMPROVEMENTS		92,368				
036	449	75601	WELL PROJECT		616,095	1,504,226	139,476	168,668	605,378
036	449	75602	OHL PROJECT				100,973	122,107	1,000,000
036	449	74000	CAPITAL MACHINERY & EQUIPMENT				6,200	6,200	
036	448	74130	WATER METER PURCHASES	11,495	12,745	15,000			
036	448	74310	FIRE HYDRANT PURCHASE	21,690		5,000			
036	448	75100	CAPITAL PROJECTS				1,087	1,087	
036	448	75330	LEASE VEHICLE PAYMENTS						
036	448	75448	WATER CAPITAL EQUIPMENT		10,450	15,000			
036	448	76999	UNAPPROPRIATED RESERVE		148,623	713,521			
	Balance			**33,185**	**908,012**	**2,452,747**	**294,013**	**354,025**	**1,855,378**
			TOTAL REVENUE	**168,712**	**808,086**	**2,452,747**	**254,215**	**471,822**	**1,905,935**
			TOTAL EXPENDITURES	**33,185**	**908,012**	**2,452,747**	**294,013**	**354,025**	**1,855,378**
			EXCESS (DEFICIENCY)	**135,527**	**(99,926)**	**(0)**	**(39,798)**	**117,797**	**50,557**

FUND 008

SEWER FUND

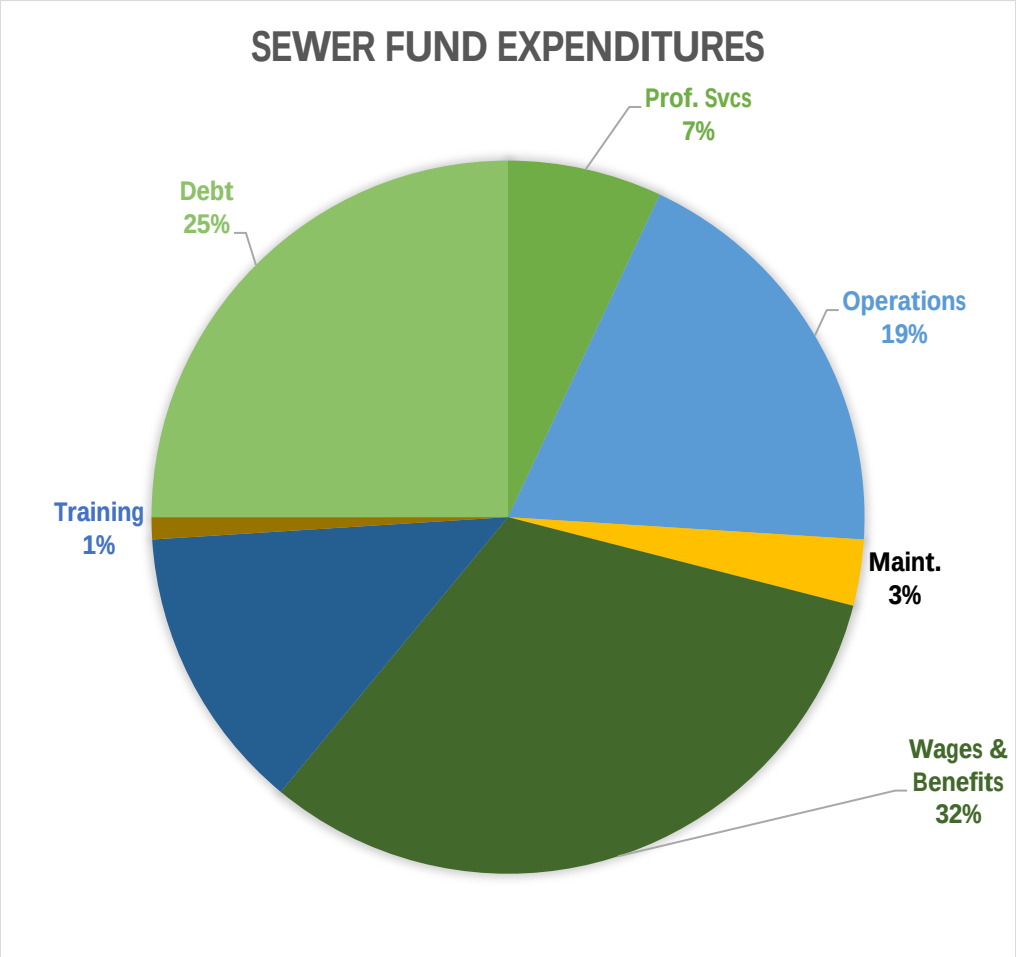

The Lock Haven City Authority holds the reserve fund balance for the City of Lock Haven DPW Sewer Department which is to represent 50% of select operating costs. The city will make a payment of $43,095 toward that fund balance. The current balance (10/31/2020) in the LHCA Water reserve fund is in excess of $500,000 including bank accounts and investments.

Sewer Fund Revenues

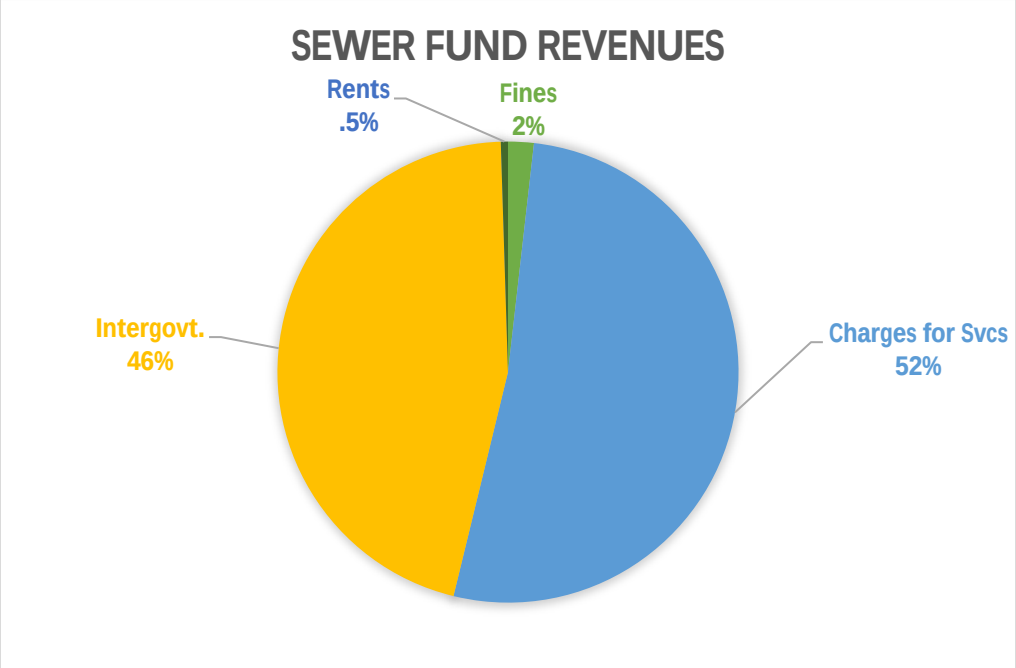

Sewer Fund Accomplishments & Goals

2020 Accomplishments	2021 Goals
Replaced all 160 decanter valves on existing arms	Investigate removal of sludge and demolition of the old sewer plant for future development or storage
Cleaned and maintained all SBR's for annual maintenance	Continue annual maintenance on all SBR's for cleaning and removing of debris
Installed new software and operating procedure to reduce overtime and weekend work	Investigate software and equipment to reduce time spent with physical and labor-intensive projects
Completed annual and O&M procedures for replacement of filter cloths, wear rings, pumps and screens	Continue to perform annual maintenance and follow Operations and Maintenance manual for yearly maintenance and procedures

Fund	Dept	Object	Title	2018 Actual	2019 Actual	2020 ADOPTED	2020 Y2D	2020 EST YE	2021 PROPOSED
008	300	03001	BEGINNING BALANCE	170,859	255,736		(434,399)	(434,399)	(1,195,963)
008	354	03019	CARES ACT (COVID UC OFFSET)				65	65	
008	364	04440	INDUSTRIAL SURCHARGES	24,125	19,164	28,050	19,209	23,229	28,260
008	364	04450	LABORATORY FEES	45,727	40,158	38,528	40,801	49,341	50,328
008	364	04460	INDUSTRIAL PRETREATMENT	19,412	16,425	18,095	14,932	18,058	17,925
008	389	05157	COBRA REIMBURSEMENT		0			-	
008	341	05410	INVESTMENT INTEREST	5088.1	1286.9	2,126	2	2	100
008	364	05420	SEWER RENTALS	988,132	1,185,155	2,057,768	1,153,757	1,384,508	1,540,701
008	342	05423	PROPERTY RENTALS	8,400	9,100	8,400	4,900	5,926	8,400
008	342	05424	EQUIPMENT RENTAL	2,625	2,658	3,225	2,308	2,790	3,256
008	364	05425	CONNECTION FEES	2,250	1,800	1,148	2,950	3,567	1,483
008	342	05428	LABOR RENTALS	4,548	4,417	5,681	3,082	3,727	5,418
008	342	05429	TV TRUCK RENTALS		-	-		-	
008	364	05492	HAULED SEWAGE	39,418	43,706	46,398	26,548	32,105	35,053
008	364	05494	EDU BILLS	353	1,128	485	353	426	337
008	354	06505	DCED REIMBURSEMENT		8,719	-		-	
008	364	06581	ENVJMA PUMP STATION	20,187	2,075	-		-	
008	364	06582	MUNC BILL DEBT SERVICE	382,605	493,595	772,103	308,224	410,965	544,271
008	364	06599	MUNICIPAL SURCHARGE FEES		-	70,000		40,000	40,000
008	364	06600	MUNICIPAL TREATMENT	770,657	772,554	1,057,863	598,629	798,172	943,056
008	364	06601	MILL HALL PUMP STATION	18,535	2,050	-		-	
008	364	06602	BETA PUMP STATION	31,950	2,443	-		-	
008	364	06603	SURGE TANK	3,823	5,406	-		-	
008	364	06604	CCSA REIMBURSEMENT	32,914	8,229	-		-	
008	389	07614	REIMBURSEMENTS	140,920	955	75,000	6,282	7,597	7,671
008	364	07640	GROUND DISCHARGE PERMITS	-	-	400		400	400
008	364	07715	NUTRIENT CREDIT SALES		-			1,624	1,500
008	364	07789	SERVICE CHARGES	454	458	504	392	473	505
008	364	07791	PENALTY CHARGES	20,472	19,583	43,901	13,288	16,070	16,227
008	389	08100	MISCELLANEOUS	889,964	1,721	227,467		-	
008	391	09910	SALE OF ASSETS	-	35	81	1,000	1,209	315
	Balance 300			**3,623,415**	**2,898,557**	**4,457,223**	**1,762,322**	**2,365,856**	**2,049,244**

The Sewer Fund consists of four primary parts:

1. Dept 428 which represents city-only "administration" of sewer operations which includes in-house billing and collection of user fees, administration and DEP compliance reporting
2. Dept 429 for treatment operations the total cost of which the city bears 50% responsibility and the other 50% is reimbursed to the city by the 6 other entities for which the city treats sewer which includes portions of the salaries of city administration including the Engineer, and the salaries of the Sewer Superintendent (Chief Operator), 4 operators, and 1 semiskilled laborer; as well as the Foreman Instrumentation Tech, 1 Operator and a semiskilled laborer for maintenance. The plant currently averages treatment of about 2.1-million gallons per day the costs of which are billed percent-to-total to entity based on annual flow.
3. Dept 459 for sewer line maintenance for lines owned by the city which includes 1 foreman and 1 semiskilled laborer
4. Dept 464 which represents the city's share of responsibilities to the Clinton County Sewer Authority including its share of the jointly owned surge tank in Bald Eagle Township

ADMINISTRATION (CITY ONLY)				2018 Actual	2019 Actual	2020 ADOPTED	2020 Y2D	2020 EST YE	2021 PROPOSED
008	428	10111	COUNCILMEN	4,230	4,320	6,480	5,400	6,382	6,912
008	428	10112	MAYOR	960	960	1,440	1,219	1,440	1,536
008	428	10115	CONTROLLER	240	240	360	305	360	384
008	428	10121	CITY MANAGER	22,046	15,745	7,339	6,210	7,622	12,714
008	428	10122	ASSISTANT MANAGER	1,185	-		-	-	10,914
008	428	10124	DIRECTOR OF PUBLIC WORKS	10,096	18,531	13,106	11,090	13,610	15,358
008	428	10125	FINANCE DIRECTOR	15,522	3,564		-	-	-
008	428	10131	ENGINEER	26,288	18,774	18,396	-	-	-
008	428	10140	STENOGRAPHER	553	473	663	446	527	707
008	428	10142	CLERICAL STAFF	60,330	29,480	38,662	30,661	36,236	36,582
008	428	10147	METER READER	11,760	20,334	20,917	14,246	16,836	21,444
008	428	10147	INTERN	802	-		397	397	5,654
008	428	10174	MECHANIC	5,642	7,615	7,686	18,380	21,721	27,896
008	428	11156	HEALTH INSURANCE	250,953	41,043	53,925	37,996	45,948	67,692
008	428	11157	HRA DEDUCTIBLE	25,223	4,508	5,820	611	739	5,434
008	428	11158	DENTAL INSURANCE	8,101	1,147	1,463	996	1,205	1,812
008	428	11161	FICA (SS & Medicare)	15,963	9,098	8,801	7,899	8,043	10,718
008	428	11162	CERF REIMBURSEMENT	256	-			-	
008	428	11166	UNEMPLOYMENT	2,737	327	-	1,606	1,943	2,000
008	428	11168	PRESCRIPTION REIMB.	2,585	925	850	741	895	1,036
008	428	11170	WORKERS COMP INSURANCE	23,071	13,403	3,234	23,540	23,540	3,793
008	428	11172	SPECIAL COMPENSATION	-	-			-	1,000
008	428	11400	COVID-19 SICK PAY		-		2,247	2,247	-
008	428	11401	COVID-19 FMLA		-		1,695	1,695	-
008	428	11402	COVID-19 PREMIUM PAY		-		931	931	-
008	428	11403	COVID-19 UNEMPLOYMENT		-		2,198	2,658	-
008	428	11580	LIFE INSURANCE	2,853	718	636	382	462	776
008	428	11590	HIRING EXPENSES	740	-	-	-	-	-
008	428	21100	OFFICE SUPPLIES	3,355	2,305	2,752	650	786	1,845
008	428	21200	COMPUTER REPAIR	918	-	-	251	303	500
008	428	23019	COVID-19 SUPPLIES		-		666	805	-
008	428	23100	OPERATING SUPPLIES	1,762	1,305	1,000	493	596	1,000
008	428	23800	CLOTHING SUPPLIES	-	195	513	266	322	5,315
008	428	26100	PURCHASE MINOR EQUIPMENT	-	266	328		-	50
008	428	31100	AUDIT EXPENSE	15,213	8,188	8,868	6,779	8,197	10,000
008	428	31200	CONTRACT SERVICES	1,106	1,705	1,200	850	1,028	1,200
008	428	31300	ENGINEERING SERVICES		-		1,238	1,497	2,000
008	428	31400	LEGAL EXPENSE	77,529	206	150	335	405	100,000
008	428	31700	TRAINING	2,146	4,733	4,476	777	940	2,584
008	428	32100	PHONE & INTERNET	480	4,099	13,929	692	837	4,656
008	428	32101	COMPLIANCE TESTING		-		130	65	100
008	428	32500	POSTAGE	4,241	3,432	2,977	2,953	3,571	4,080
008	428	33700	AUTOMOBILE ALLOWANCE	876	951	900	583	705	900
008	428	34100	ADVERTISING	929	1,586	600	426	515	816
008	428	34400	COPIER EXPENSE	798	489	841	501	606	3,277
008	428	35301	PROPERTY DAMAGE INSURANCE		2,085				
008	428	35302	LIABILITY INSURANCE		19,028				
008	428	35303	SURETY BONDS		622				
008	428	35306	PUBLIC OFFICIALS INSURANCE		1,562				
008	428	35307	AUTOMOBILE INSURANCE		3,713				
008	428	35308	INSURANCE DEDUCTIBLES	-	-	-		-	-
008	428	37770	RENTAL PROPERTY MAINT.	1,312		-		-	1,000
008	428	38300	OFFICE RENTAL	2,400	-	1,200		-	1,200
008	428	40322	CODIFICATION EXPENSES		5,189		359	779	850
008	428	42100	DUES/SUBSCRIPTIONS	195	1,487	1,073	602	728	1,000
008	428	45210	SOFTWARE FEES	18,040	24,295	20,923	13,068	15,803	18,548
008	428	46111	UTILITY REFUND	-	-	500	-	-	500
008	428	47000	DCED FINANCIAL REVIEW	8,719	8,719	-		-	-
008	428	75330	FORD F350/F250 5-YEAR LEASE		4,210	15,838	13,199	15,961	16,695
008	428	74100	CAPITAL PURCHASES	-	6,915	-		-	-
	Balance 428			**632,157**	**298,489**	**267,846**	**214,012**	**249,888**	**412,478**

TREATMENT (50% REIMBURSED BY PARTNERS)				2018 Actual	2019 Actual	2020 ADOPTED	2020 Y2D	2020 EST YE	2021 PROPOSED
008	429	10114	TREASURER	960	120	120	101	120	120
008	429	10121	CITY MANAGER	-	7,157	7,339	6,210	7,622	7,479
008	429	10122	ASSISTANT MANAGER					-	6,420
008	429	10124	DIRECTOR OF PUBLIC WORKS	-	6,390	6,553	5,545	6,805	6,677
008	429	10131	ENGINEER	-	23,414	22,943	3,562	4,371	20,646
008	429	10132	G.I.S. DRAFTSMAN	10,780	-	-		-	-
008	429	10133	HEAD OF DEPT	45,761	51,540	53,108	42,825	52,557	52,772
008	429	10134	FOREMEN	-	41,475	43,365	53,646	63,399	49,905
008	429	10141	FULL TIME PERSONNEL	245,762	266,345	268,711	197,047	232,874	265,966
008	429	10142	CLERICAL STAFF	-	39,182	37,053	26,874	31,760	54,444
008	429	10144	PART TIME PERSONNEL	3,974	4,822	7,220	2,857	3,376	7,500
008	429	10160	OVERTIME WAGES	26,297	30,590	34,124	15,136	17,888	23,704
008	429	10165	SHIFT DIFFERENTIAL		-		26	31	50
008	429	11156	HEALTH INSURANCE	-	378,507	316,054	178,643	216,034	273,103
008	429	11157	HRA DEDUCTIBLE	-	21,021	33,951	9,749	11,790	21,825
008	429	11158	DENTAL INSURANCE	-	6,224	8,609	4,729	5,719	7,335
008	429	11161	FICA (SS & Medicare)	50,519	34,125	36,761	26,461	32,189	37,425
008	429	11162	CERF REIMBURSEMENT	-	23,993	17,399			-
008	429	11166	UNEMPLOYMENT	1,936	-			-	-
008	429	11168	PRESCRIPTION REIMB.	-	4,979	4,511	2,329	2,817	3,936
008	429	11170	WORKERS COMP INSURANCE	-	26,224	35,244	10,000	10,000	26,483
008	429	11172	SPECIAL COMPENSATION	-	42	800		-	1,000
008	429	11400	COVID-19 SICK PAY		-		2,444	2,259	-
008	429	11401	COVID-19 FMLA		-		153	153	
008	429	11402	COVID-19 PREMIUM PAY		-		6,741	6,741	-
008	429	11403	COVID-19 UNEMPLOYMENT		-		1,230	1,488	-
008	429	11580	LIFE INSURANCE	-	2,969	3,349	1,859	2,248	2,925
008	429	21100	OFFICE SUPPLIES	42	1,581	1,611	698	844	1,845
008	429	22320	TREATMENT SUPPLIES	2,818	1,992	3,178	1,977	2,391	4,000
008	429	22510	LABORATORY SUPPLIES	3,751	4,287	5,385	3,549	4,292	5,000
008	429	23019	COVID-19 SUPPLIES		-		2,480	2,999	-
008	429	23100	OPERATING SUPPLIES	2,542	1,707	2,000	2,037	2,464	3,500
008	429	23300	HEATING FUEL	43,993	21,371	24,200	25,534	30,878	29,778
008	429	23800	CLOTHING SUPPLIES	1,468	4,912	5,232	4,894	5,919	3,850
008	429	24400	CHEMICALS	74,106	90,758	87,644	73,507	88,892	90,670
008	429	26100	PURCHASE MINOR EQUIPMENT	1,447	1,237	1,000	1,632	1,973	1,500
008	429	26401	WATER SERVICE	23,489	26,984	18,651	10,771	13,025	20,655
008	429	31100	AUDIT EXPENSE	-	9,358	8,868	6,779	8,197	10,000
008	429	31200	CONTRACT SERVICES	15,275	1,223	1,500	8,423	10,185	15,000
008	429	31300	ENGINEERING SERVICES	75,589	64,701	35,235	39,389	47,633	50,000
008	429	31400	LEGAL EXPENSE	-	86,724	100,000	228,335	276,126	100,000
008	429	31700	TRAINING	748	2,686	2,243	1,177	1,423	2,500
008	429	31910	LABORATORY ANALYSIS	82,685	85,397	82,639	64,625	78,151	85,000
008	429	32100	PHONE AND INTERNET	14,138	11,468	13,656	10,052	12,156	21,391
008	429	32500	POSTAGE	222	1,102	849	959	1,160	1,500
008	429	34400	COPIER EXPENSE	-	494	841	501	606	1,527
008	429	35301	PROPERTY DAMAGE INSURANCE	26,476	-	3,628	-	-	-
008	429	35302	LIABILITY INSURANCE	21,169	2,893	33,113	7,581	7,581	7,960
008	429	35303	SURETY BONDS	706	-	700	20	520	700
008	429	35306	PUBLIC OFFICIALS INSURANCE	3,627	-	2,719	1,062	1,062	1,115
008	429	35307	AUTOMOBILE INSURANCE	2,824	-	6,462	63	63	66
008	429	36100	ELECTRIC SERVICE	308,516	222,605	275,372	201,406	243,561	263,900
008	429	37210	PUMP STATION MAINTENANCE	-	-	500		-	500
008	429	37310	BUILDING MAINTENANCE	1,184	549	658	314	380	1,500
008	429	37400	VEHICLE PARTS	-	746	392	1,283	1,552	1,500
008	429	37500	TIRES/TUBES		348				
008	429	37600	OIL & GREASE	3,248	1,420	1,513	755	913	1,500
008	429	37601	VEHICLE FUEL	-	1,700	1,573	673	813	1,500
008	429	37710	FLOW METER MAINTENANCE	1,250	250	1,000	250	302	1,000
008	429	37919	LABORATORY EQUIPMENT	113	962	1,000		-	1,000
008	429	38300	OFFICE RENTAL	-	-	1,200		1,200	1,200
008	429	45100	LAND FILL FEES	55,532	76,136	79,814	61,305	74,136	85,000
008	429	45200	EQUIPMENT REPAIRS	106,204	58,369	55,011	119,481	144,488	100,000
008	429	45210	SOFTWARE FEES	16,011	17,601	20,000	22,011	26,618	39,197
008	429	45300	EQUIPMENT RENTAL	300	85	2,000		-	2,000
008	429	45500	INDUSTRIAL PRETREATMENT	-	-	-	27,234	32,934	39,521
008	429	45700	TV TRUCK EXPENSES	731	100	1,000	308	372	1,000
008	429	46101	NUTRIENT CREDIT PURCHASE	-		-	-	-	-
008	429	74100	CAPITAL PURCHASES	37,219		443,775	39,742	48,059	300,000
	Balance 429			**1,313,410**	**1,770,863**	**2,263,375**	**1,568,973**	**1,886,112**	**2,167,588**

COLLECTION (CITY ONLY)				2018 Actual	2019 Actual	2020 ADOPTED	2020 Y2D	2020 EST YE	2021 PROPOSED
008	459	10134	FOREMAN	39,293	43,326	43,365	23,455	27,720	45,114
008	459	10141	FULL TIME PERSONNEL	37,115	49,560	48,144	28,170	33,292	41,573
008	459	10142	SAFETY COORDINATOR	599	600	600	683	807	600
008	459	10144	PART TIME PERSONNEL	161	931	7,220	203	240	15,600
008	459	10160	OVERTIME WAGES	3,460	2,013	2,407	878	1,038	2,113
008	459	10165	SHIFT DIFFERENTIAL				3	3	50
008	459	11156	HEALTH INSURANCE	-	55,018	61,825	46,953	56,781	56,524
008	459	11157	HRA DEDUCTIBLE	-	3,439	6,600	2,864	3,463	4,500
008	459	11158	DENTAL INSURANCE	-	1,545	1,693	1,270	1,536	1,523
008	459	11161	FICA (SS & Medicare)	6,398	6,968	7,783	4,444	5,374	8,033
008	459	11168	PRESCRIPTION REIMB.	-	-	825	38	45	750
008	459	11170	WORKERS COMP INSURANCE	-	4,837	7,327		-	6,337
008	459	11400	COVID-19 SICK		-		1,112	1,112	-
008	459	11401	COVID-19 FMLA		-		3,786	3,786	-
008	459	11402	COVID-19 PREMIUM PAY		-		316	316	-
008	459	11580	LIFE INSURANCE	-	932	611	536	649	556
008	459	22170	COLLECTION SUPPLIES	15,269	5,239	2,800	9,367	11,327	10,000
008	459	23100	OPERATING SUPPLIES		504		60	72	500
008	459	23800	CLOTHING SUPPLIES	1,036	1,690	1,140	702	849	1,100
008	459	24400	CHEMICALS	4,284	-	500	-	-	500
008	459	25200	STREET PERMIT FEES	1,456	160	1,500	-	500	1,500
008	459	26100	PURCHASE MINOR EQUIPMENT	7,012	1,141	1,000	176	212	1,000
008	459	26105	MAINTENANCE GARAGE RENTAL	19,813	17,595	9,966			-
008	459	32700	RADIO MAINTENANCE	-	-	-		-	200
008	459	35301	PROPERTY DAMAGE INSURANCE		-		3,269	3,269	3,334
008	459	35307	AUTOMOBILE INSURANCE		-		879	879	897
008	459	36100	ELECTRIC SERVICE	-	-	-		-	-
008	459	37400	VEHICLE PARTS	1,491	3,042	2,812	2,192	2,651	5,000
008	459	37500	TIRES/TUBES	741	-	1,200	232	281	1,000
008	459	37600	OIL & GREASE	3,205	789	734	280	339	500
008	459	37601	VEHICLE FUEL	-	5,525	5,500	1,202	1,453	5,500
008	459	45120	VEHICLE CONTRACT REPAIRS	1,290	1,464	1,000	65	79	1,000
008	459	45200	EQUIPMENT MAINTENANCE		2,740		4,045	4,891	500
008	459	45300	EQUIPMENT RENTAL	2,440	1,449	1,000	186	225	2,500
008	459	74100	CAPITAL PURCHASES	95,895	-	-		-	-
008	459	75100	CAPITAL PROJECTS	-	-			-	-
	Balance 459			**240,958**	**210,506**	**217,551**	**137,365**	**163,189**	**218,304**

CLINTON COUNTY SEWER AUTHORITY (CITY ONLY)				2018 Actual	2019 Actual	2020 ADOPTED	2020 Y2D	2020 EST YE	2021 PROPOSED
008	464	23100	OPERATING SUPPLIES	-	-	1,000		-	1,000
008	464	45400	CONTRACT SERVICES	-	2,114	8,000	9,499	11,488	8,000
008	464	46100	CCSA ANNUAL FEE	34,286	9,600	5,486	9,600	9,600	5,486
008	464	49360	LHCA TRANSFER (Biowin)	43,095	43,095	43,095		43,095	10,345
	Balance 464			**77,381**	**54,809**	**57,581**	**19,099**	**64,183**	**24,831**

DEBT SERVICE PRINCIPAL				2018 Actual	2019 Actual	2020 ADOPTED	2020 Y2D	2020 EST YE	2021 PROPOSED
008	471	75301	2004 PENNVEST (ends 2024)	142,363	101,106	142,363	112,571	135,216	136,787
008	471	75305	2007 NOTE (ends 2019)	114,240	111,105				
008	471	75306	LHCA LOAN (ends 2018)	16,587	-				
008	471	75308	2012 PENNVEST	695,189	540,749	697,626	454,393	545,726	551,209
008	471	75316	2016A DEBT (ends 2036)	44,594	2,000	99,000	2,760	99,000	101,000
008	471	75319	2016C DEBT (ends 2019)	-					
	Balance 471			**1,012,973**	**754,960**	**938,989**	**569,723**	**779,942**	**788,996**

DEBT SERVICE INTEREST				2018 Actual	2019 Actual	2020 ADOPTED	2020 Y2D	2020 EST YE	2021 PROPOSED
008	472	75301	2004 PENNVEST (ends 2024)		41,257	8,701	6,065	7,147	5,576
008	472	75305	2007 NOTE (ends 2019)		1,555				
008	472	75306	LHCA LOAN (ends 2018)		-				
008	472	75303	2012 PENNVEST		153,222	153,672	123,916	148,245	142,762
008	472	75316	2016A DEBT (ends 2036)		46,701	54,209	27,585	153,209	52,615
008	472	75319	2016C DEBT (ends 2019)						
	Balance 472			**-**	**242,736**	**216,582**	**157,566**	**308,600**	**200,953**

INTERFUND TRANSFERS				2018 Actual	2019 Actual	2020 ADOPTED	2020 Y2D	2020 EST YE	2021 PROPOSED
008	492	26105	MAINTENANCE GARAGE RENTAL					9,966	9,966
008	492	38300	OFFICE RENTAL						
008	492	11162	CERF REIMBURSEMENT				19,889	19,889	16,254
008	492	49317	FUND 038 ANNUAL TRANSFER	66,118	74,457	-		80,051	85,017
	Balance 492			**66,118**	**74,457**	**-**	**19,889**	**109,906**	**111,237**

			TOTAL REVENUE	**3,623,415**	**2,898,557**	**4,457,223**	**1,762,322**	**2,365,856**	**2,049,244**
			TOTAL EXPENDITURES	**3,419,484**	**3,406,819**	**3,961,924**	**2,686,627**	**3,561,819**	**3,924,386**
			EXCESS (DEFICIENCY)	**203,932**	**(508,262)**	**495,299**	**(924,305)**	**(1,195,963)**	**(1,875,142)**

FUND 038 SEWER PROJECTS

REVENUES				2018 Actual	2019 Actual	2020 ADOPTED	2020 Y2D	2020 EST YE	2021 PROPOSED
038	300	03001	BEGINNING BALANCE	(24,365)	41,753	126,603	221,057	221,057	288,662
038	392	05163	ANNUAL SEWER FUND ALLOTMENT	66,118	74,457	443,775		80,051	85,017
038	354	05313	COMMONWEALTH		246,440				
038	341	05410	INVESTMENT INTEREST		1,833	100	266	374	100
038	393	07161	2016A NOTE PROCEEDS		725,419	-			
038	358	07204	INTERMUNICIPAL REPAYMENTS		18,795	-	142,975	142,975	
038	391	09910	SALE OF ASSETS		454	500			
038	393	05413	LOAN PROCEEDS		-	-			
	Balance			**41,753**	**1,109,151**	**570,978**	**364,298**	**444,456**	**373,779**

EXPENDITURES				2018 Actual	2019 Actual	2020 ADOPTED	2020 Y2D	2020 EST YE	2021 PROPOSED
038	428	76999	UNAPPROPRIATED RESERVE			127,203			
038	429	72000	CAPITAL IMPROVEMENTS				6,088	85,000	140,000
038	459	72100	DISTRIBUTION IMPROVEMENTS				2,166	2,166	
038	429	72429	UTILITY WATER SYSTEM PROJECT		461,610				
038	429	72429	GENERATOR PROJECT		45,400				
038	429	71428	CAPITAL LAND		187				
038	429	72429	DIGESTER IMPROVEMENTS						
038	459	72459	E WALNUT CIP LINING		541,514				
038	429	73429	OLD PLANT CLOSURE/DEMOLITION		17,180				
038	459	72429	SEWER FUND PROJECTS			443,775	68,628	68,628	
	Balance			**-**	**1,065,890**	**570,978**	**76,881**	**155,794**	**140,000**

			TOTAL REVENUE	**41,753**	**1,109,151**	**570,978**	**364,298**	**444,456**	**373,779**
			TOTAL EXPENDITURES	**-**	**1,065,890**	**570,978**	**76,881**	**155,794**	**140,000**
			EXCESS (DEFICIENCY)	**41,753**	**43,261**	**(0)**	**287,417**	**288,662**	**233,779**

FUND 009

AIRPORT FUND

When combined with the airport project fund (Fund 039), the chart below shows the primary expenditure in the airport fund is investment in capital projects, the majority of the revenue for which is paid for by grants from the Federal Aviation Administration and the PA DOT Bureau of Aviation. For the city's share of these project, the city borrows fund, and repayment of that debt accounts for 18% of the expenditures from fund 009.

In order to stabilized the deficient fund balance of the Airport Fund, the majority of wages and benefits were moved to the General Fund in 2019, and the remaining represent those of the mechanics who repair airport vehicles and equipment.

Any surplus in revenue pays down the deficient fund balance, which at the start of 2020 was -$290,860.

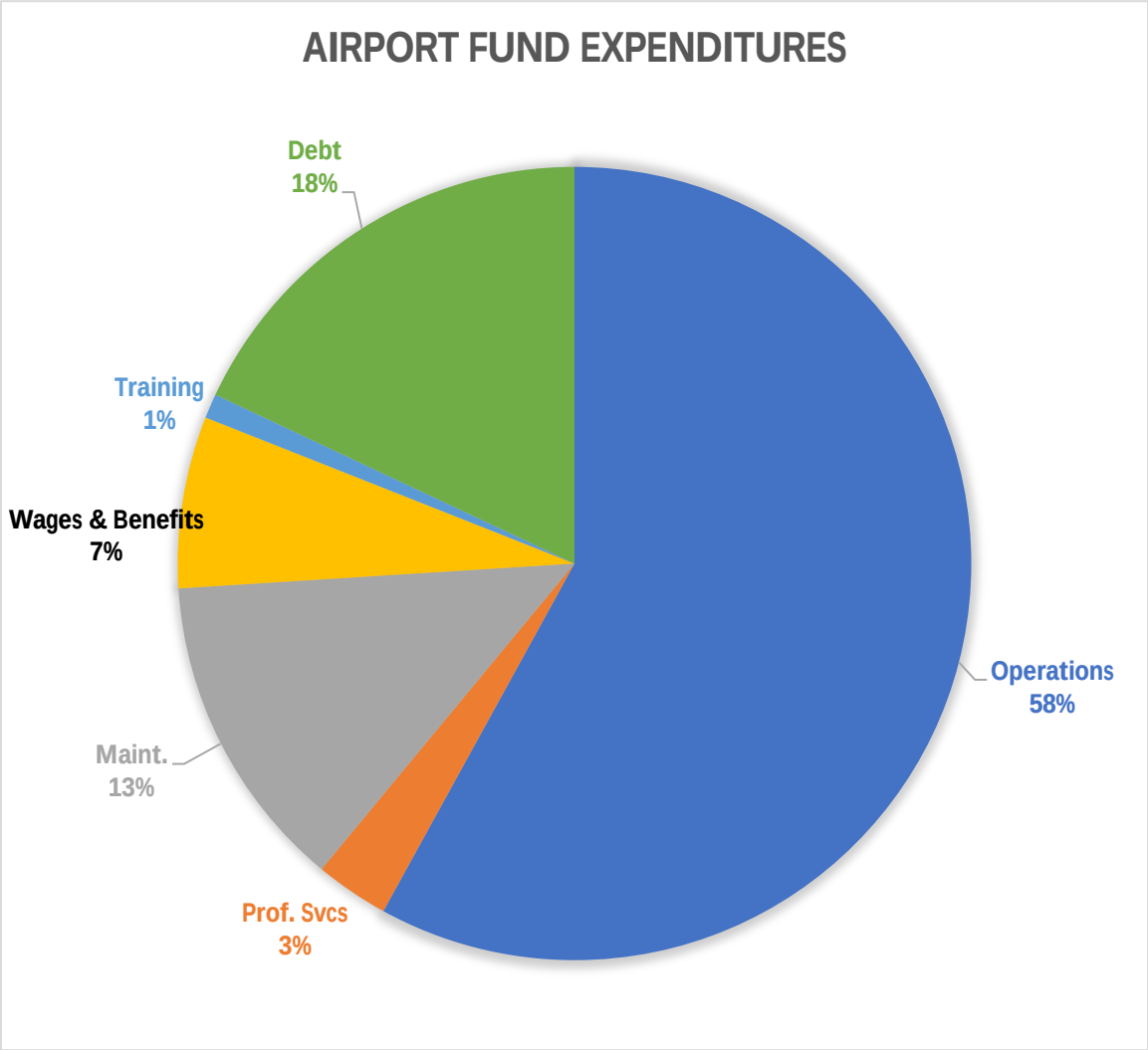

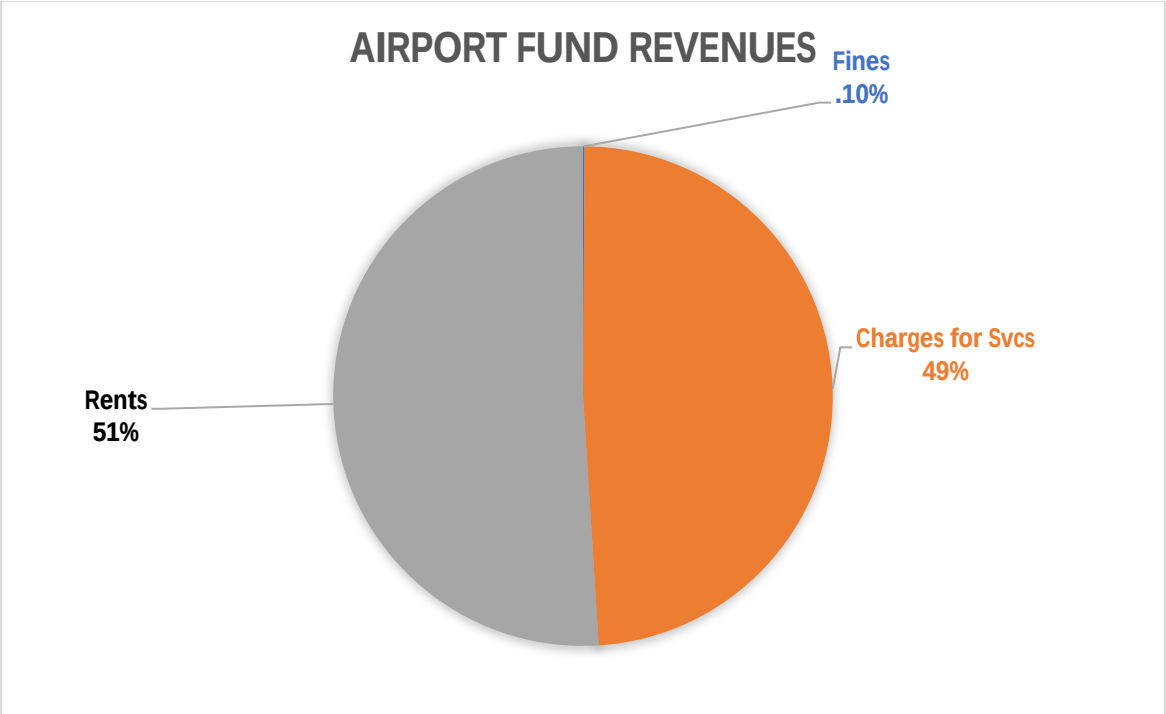

Fund	Dept	Object	Title	2018 Actual	2019 Actual	2020 ADOPTED	2020 Y2D	2020 EST YE	2021 PROPOSED
REVENUE									
009	300	03001	BEGINNING BALANCE	-		(381,045)	(290,860)	(290,860)	(265,573)
009	389	03190	SALES TAX COLLECTED	20	32	18	14	18	14
009	342	05423	PROPERTY LEASES	23,698	27,741	28,827	23,556	23,556	3,800
009	300	07614	REIMBURSEMENTS	5,024	11,416	11,779	8,578	10,374	11,534
009	300	06505	DCED REIMBURSEMENT	-	844		-	-	
009	342	07709	RAMP FEE	-	-	-		-	
009	342	07710	TIE DOWN FEES	950	1,520	1,604	1,330	1,596	1,612
009	342	07711	HANGAR 1 RENTS	15,831	18,860	16,231	7,605	9,127	9,216
009	342	07712	HANGAR 2 RENTS	14,520	18,480	15,840	9,240	11,088	11,197
009	342	07713	T-HANGARS	65,740	80,500	68,472	38,500	46,200	46,653
009	342	07714	STORAGE HANGAR RENTS	17,945	21,000	18,000	10,500	12,600	12,723
009	342	07721	HANGAR 1/OFFICE	12,000	13,800	10,800	6,300	7,560	7,634
009	342	07723	RV/BOAT STOARGE RENTS	300	150	300	325	175	177
009	368	07725	SALE OF PILOT SUPPLIES	71	81	121	86	105	106
009	368	07731	100 LL FUEL SALES	88,612	90,095	83,473	54,891	66,380	67,030
009	368	07732	JET FUEL SALES	12,245	10,165	15,296	6,479	7,835	7,912
009	368	07742	OIL SALES	2,938	2,051	2,647	1,768	2,138	2,159
009	368	07744	OTHER SALES	936	338	764	362	438	443
009	331	08100	LATE FEES	230	363	285	175	210	212
009	387	08871	DONATIONS		-		100	100	100
009	391	09910	SALE OF ASSETS	-	-	-		-	
			TOTAL REVENUE	**261,060**	**297,436**	**(106,588)**	**(121,049)**	**(91,361)**	**(83,051)**

The city's 112-acre general aviation Piper Memorial Airport employs one fulltime Airport Manager Doug Wenker, as well as one part-time clerk and two part-time aviation support staff who help perform maintenance and provide fueling service. The airport offers 100LL AV fuel as well as jet fuel and a variety of other pilot supplies. The airport also rents office space and airplane storage in Hangar 1 where the airport office is located. In addition, the city rents Hangar 2, individual plane rental spaces in the T-hangars, storage space in the old hangar and seasonal RV and boat storage.

2020 Accomplishments	2021 Goals
Completed hangar 1 and hangar 2 roof repairs	Replacement of doors in hangar 1 and 2
Completed runway & taxiway crack sealing and remarking	Phase II construction and rehab of taxiways A, F, E for overlay and remarking
Removal of air easement obstructions	Install 1,000-gallon self-fuel including a card reader
Completed HVAC Hangar 1	Increase tenancy in T-hangars and hangar 1
Completed north T-Hangar seals	Sale of assets – items to be sold: highway plow truck, GMC jet refueler and travel trailer

Capital projects at the city's Piper Memorial Airport are supported by the Pennsylvania Bureau of Aviation (BOA) and its grants, some funds from which come from the FAA. The list of projects on the BOA's long-term capital improvement plan for the airport are as follows:

Funding Source	Project
BOA: $250,000 grant City share: $250,000	2020-2021: Phase II hangar 1 and 2 doors and HVAC
BOA: $420,000 grant City share: $5,000	2019-2020: Obstruction removal (Phase II) – 5 trees
BOA: $1,005,556 grant City share: $50,278	2020-2021: Phase I (design) of rehab of taxiways A, F, and E for overlay and remarking and abandonments of taxiway D
BOA: $150,000 City Share: $14,000 (2018B Note), plus $36,000	Install 1000-gallon 100LL self-fuel including card reader
BOA: $600,000 City share: $30,000	2021-2022: Phase II (construction) of rehab to taxiways

EXPENDITURES				2018 Actual	2019 Actual	2020 ADOPTED	2020 Y2D	2020 EST YE	2021 PROPOSED
009	440	10133	DIRECTOR	68,322	-			-	
009	440	10134	MANAGER	-	-			-	
009	440	10144	PART TIME PERSONNEL	7,938	-			-	
009	440	10160	OVERTIME WAGES	2,762	-		48	57	
009	440	10174	MECHANIC	5,941	7,611	8,374	6,391	7,553	8,717
009	440	11156	HEALTH INSURANCE	10,314	10,204	5,620	4,546	5,373	5,652
009	440	11157	HRA DEDUCTIBLE	729	339	600	(79)	(93)	450
009	440	11158	DENTAL INSURANCE	300	129	154	516	610	152
009	440	11161	FICA (SS & Medicare)	6,435	567	641	493	582	667
009	440	11168	PRESCRIPTION REIMB.	138	75	75	38	45	75
009	440	11170	WORKERS COMP INSURANCE	3,898	2,443	621	4,411	4,411	637
009	440	11172	SPECIAL COMPENSATION	200	-			-	-
009	440	11400	COVID-19 SICK PAY		-		288	288	-
009	440	11402	COVID-19 PREMIUM PAY		-		72	72	-
009	440	11403	COVID-19 UNEMPLOYMENT		-		88	104	-
009	440	11580	LIFE INSURANCE	606	52	56	45	55	56
009	440	21100	OFFICE SUPPLIES	256	2,168	362	30	37	552
009	440	21200	COMPUTER REPAIR	6	35	100	-	-	100
009	440	21210	FIELD SUPPLIES	36	90	100	12	15	100
009	440	21500	OTHER SUPPLIES	487	240	100	-	-	-
009	440	23019	COVID-19 SUPPLIES		-		194	234	-
009	440	23310	AVGAS 100LL FUEL	73,706	74,265	72,278	39,947	48,308	75,000
009	440	23330	JET FUEL	19,805	-	8,500	-	-	8,500
009	440	23340	AVIATION OIL	-	818	1,000	1,276	1,543	1,500
009	440	23350	PURCHASE PILOT SUPPLIES	-	200	300		-	300
009	440	23700	BUILDING SUPPLIES	976	784	850	812	982	1,000
009	440	23800	CLOTHING SUPPLIES	-	279	200	219	264	850
009	440	23100	OPERATING SUPPLIES	1,784	699	4,000	2,555	3,090	4,000
009	440	26105	MAINTENANCE GARAGE RENTAL	5,315	-	5,315	-	-	-
009	440	26140	AVIATION EQUIPMENT MAINT.	2,906	1,058	1,600	590	714	1,600
009	440	26401	WATER SERVICE	109	480	435	441	533	500
009	440	31100	AUDIT EXPENSE	1,844	2,424	2,569	3,240	3,918	2,500
009	440	31300	ENGINEERING SERVICES				342	342	
009	440	31400	LEGAL EXPENSE	492	840	250	144	174	250
009	440	32100	PHONE AND INTERNET	3,500	3,034	2,805	1,910	2,310	3,387
009	440	32500	POSTAGE	487	308	362	211	255	345
009	440	34100	ADVERTISING	366	332	1,000	11	14	1,000
009	440	34400	COPIER EXPENSE	30	-	-		-	-
009	440	35301	PROPERTY DAMAGE INSURANCE	3,751	264	459	4,698	4,698	4,792
009	440	35302	LIABILITY INSURANCE	7,034	6,737	3,470	5,918	5,918	6,036
009	440	35306	PUBLIC OFFICIALS INSURANCE	297	1,296	850	166	166	169
009	440	35307	AUTOMOBILE INSURANCE	1,996	3,249	5,654	421	421	429
009	440	36100	ELECTRIC SERVICE	14,851	15,928	16,954	11,258	13,614	14,500
009	440	36150	ELECTRIC MOUNTAIN LIGHTS	815	915	1,029	724	876	3,412
009	440	36200	SEWER SERVICE	1,368	1,170	1,080	900	1,088	1,092
009	440	36300	FUEL SERVICE	5,197	7,076	7,000	6,817	8,243	7,500
009	440	37310	BUILDING MAINTENANCE	7,808	7,449	7,840	5,835	7,057	8,000
009	440	37400	VEHICLE PARTS	1,091	91	420	176	213	500
009	440	37600	OIL & GREASE	-	1,676	1,613	280	339	1,500
009	440	37601	VEHICLE FUEL	5,391	2,735	2,642	403	487	2,500
009	440	40322	CODIFICATION EXPENSES		259		60	72	100
009	440	42100	DUES/SUBSCRIPTIONS	327	-	250	82	99	250
009	440	43500	SALES TAX REMITTED	15	26	18	8	10	14
009	440	45100	LAND FILL FEES	-	-	1,700		-	
009	440	45200	EQUIPMENT REPAIRS	4,190	6,245	6,500	5,151	6,229	7,000
009	440	45210	SOFTWARE FEES	1,225	1,778	818	584	706	1,142
009	440	45400	CONTRACT SERVICES	3,966	7,701	3,000	1,360	1,645	3,000
009	440	46213	CREDIT CARD PROCESSING FEES	-	1,106	112	810	980	1,200
009	440	47000	DCED FINANCIAL REVIEW	844	844	-		-	-
009	440	75100	CAPITAL PROJECTS	-	-	-		-	-
	Balance 440			**279,852**	**176,020**	**179,677**	**114,444**	**134,651**	**181,028**

DEBT SERVICE PRINCIPAL				2018 Actual	2019 Actual	2020 ADOPTED	2020 Y2D	2020 EST YE	2021 PROPOSED
009	471	75300	2013 DEBT (ends 2024)	1,304	-	10,000		10,000	10,000
009	471	75305	2007 DEBT (ends 2019)	25,669					
009	471	75308	2009 DEBT (ends 2019)	5,070					
009	471	75316	2016 B DEBT (ends 2019)	-	32,022				
009	471	75318	2018 B DEBT (ends 2033)			8,000		8,000	8,000
009	471	75319	2016 A DEBT (ends 2026)	-	-	5,000		5,000	5,000
	Balance 471			**32,043**	**32,022**	**23,000**	**-**	**23,000**	**23,000**

DEBT SERVICE INTEREST				2018 Actual	2019 Actual	2020 ADOPTED	2020 Y2D	2020 EST YE	2021 PROPOSED
009	472	75300	2013 DEBT (ends 2024)		1,304	1,304		1,304	1,058
009	472	75316	2016 B DEBT (ends 2019)		490				
009	472	75318	2018 B DEBT (ends 2033)		313	14,308	5,637	14,308	13,916
009	472	75319	2016 A DEBT (ends 2026)		192	950		950	869
	Balance 472			**-**	**2,300**	**16,562**	**5,637**	**16,562**	**15,843**
			TOTAL REVENUE	**261,060**	**297,436**	**(106,588)**	**(121,049)**	**(91,361)**	**(83,051)**
			TOTAL EXPENDITURE	**311,895**	**210,342**	**219,239**	**120,081**	**174,212**	**219,871**
			ESTIMATED FUND DEFICIENCY	**(50,835)**	**87,094**	**(325,826)**	**(241,130)**	**(265,573)**	**(302,922)**

FUND 039 AIRPORT PROJECTS

Fund	Dept	Object	Title	2018 Actual	2019 Actual	2020 ADOPTED	2020 Y2D	2020 EST YE	2021 PROPOSED
REVENUES									
039	300	03001	BEGINNING BALANCE	(32,149)	(40,155)	(5,863)	88,795	88,795	81,923
039	393	05413	FROM 2013 NOTE						
039	393	05413	FROM 2016A NOTE		59,000				
039	393	05413	FROM 2018B NOTE		231,126		47,483	47,483	
039	393	05413	FROM 2013 NOTE IN FUND 016						
039	393		FROM 2021 NOTE						268,355
039	393		FROM 2023 NOTE						
039	351		FEDERAL FAA			360,000		360,000	905,000
039	354	05314	COMMONWEALTH BOA	58,757	84,671	132,852	342,014	362,014	450,278
039	341	05410	INVESTMENT INTEREST						
	Balance			**26,608**	**334,642**	**486,989**	**478,293**	**858,292**	**1,705,556**

EXPENDITURES				2018 Actual	2019 Actual	2020 ADOPTED	2020 Y2D	2020 EST YE	2021 PROPOSED
039	440	26140	PURCHASE MOWING EQUIPMENT		60,018				
039	440	75901	HANGAR 1 MAINTENANCE				16,086	16,086	
039	440	75440	2013 NOTE PROCEEDS IMPROVEMENTS			-			
039	440	*75110*	EASEMENT ACQUISITION PHASE 1	66,763	14,890	8,003	16,922	22,922	
039	440	*75110*	OBSTRUCTION REMOVAL PHASE II					400,000	
039	440	*75130*	RUNWAY REHAB/DESIGN				114,777	117,073	
039	440	*75155*	HANGAR IMPROVEMENT PHASE 1		263,975	357,000	220,289	220,289	
039	440	*75156*	HANGAR IMPROVEMENT PHASE II						500,000
039	440		SELF-SERVE FUEL SYSTEM						200,000
039	440		REHAB TAXIWAYS AE,F PHASE II						1,005,556
039	440		INSTALL BASIC AWOS						
039	440		REHAB TAXIWAYS AE,F PHASE III						
039	440		REHAB ROAD & PARKING AREA						
039	440		ACQUIRE LAND FOR HANGAR						
039	440		EXTEND RW PHASE I						
039	440		CONSTRUCT SRE BUILDING						
039	440		EXTEND RW PHASE II						
039	440	76999	UNAPPROPRIATED RESERVE						
	Balance			**66,763**	**338,883**	**365,003**	**368,075**	**776,370**	**1,705,556**
			TOTAL REVENUE	**26,608**	**334,642**	**486,989**	**478,293**	**858,292**	**1,705,556**
			TOTAL EXPENDITURES	**66,763**	**338,883**	**365,003**	**368,075**	**776,370**	**1,705,556**
			EXCESS (DEFICIENCY)	**(40,155)**	**(4,241)**	**121,986**	**110,218**	**81,923**	**(0)**

FUND 035

LIQUID FUELS FUND

The city receives a portion of the state's collection of Liquid Fuels Tax, a tax on each gallon of gasoline at the pump. The state distributes a portion to each municipality based on a combination of road miles and population.

The use of Liquid Fuels tax proceeds is restricted by state law and can only be used to support particular public works projects and expenses. For the city, about a fifth of the resources are used toward wages of employees, most importantly wages for operating the street sweeper. This year, the City undertook a stormwater management engineering study for the portion of the community referred to as "Sunset Pines." This multi-year construction and paving project has been scheduled into Fund 035, with the 2021 fiscal year being the first year of construction. All expenses relating the street sweeper whether repairs to the equipment or wages to the employees come from the Liquid Fuels funds received by the city, relieving local taxpayers of the cost of clean streets.

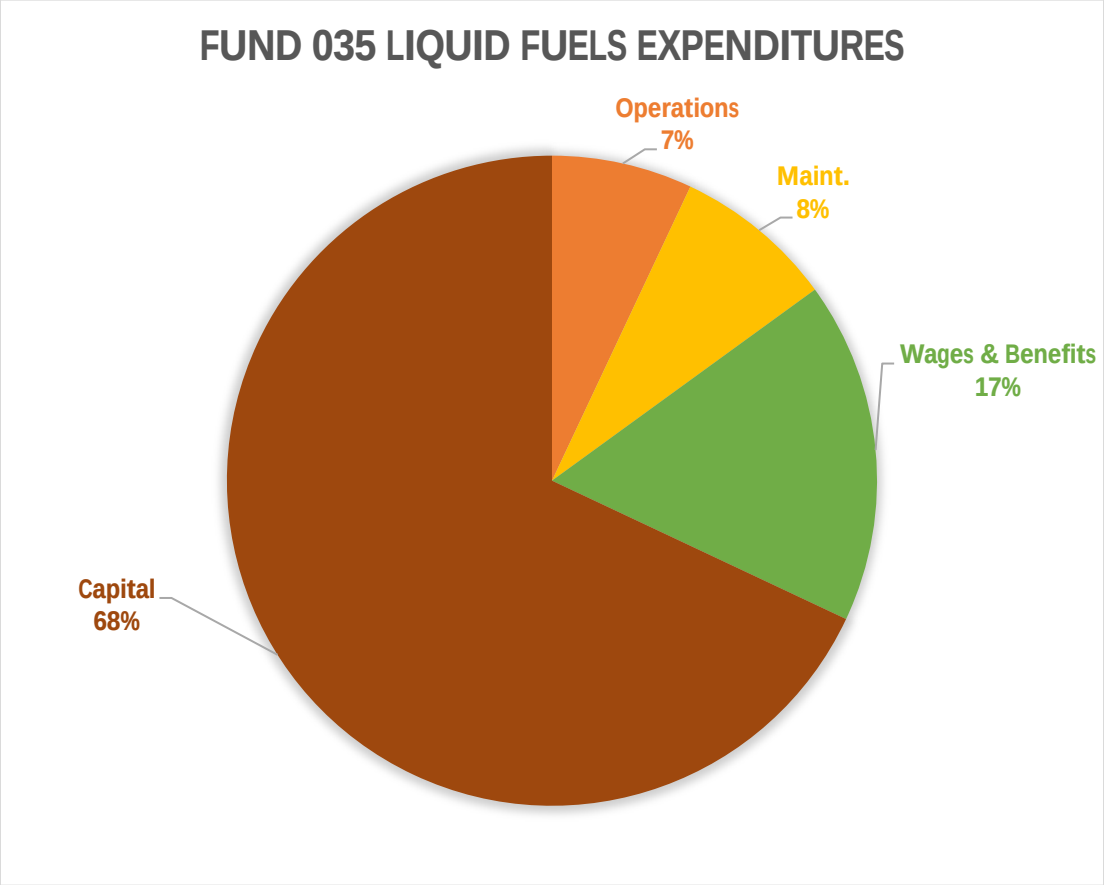

Fund	Dept	Object	Title	2018 Actual	2019 Actual	2020 ADOPTED	2020 Y2D	2020 EST YE	2021 PROPOSED
REVENUES									
035	300	03001	BEGINNING BALANCE	61,997	33,503	442,429	421,643	421,643	460,955
035	354	05313	COMMONWEALTH	278,652	284,864	266,555			245,129
035	341	05410	INVESTMENT INTEREST	1,199	4,648	250	1,841	2,761	500
035	392	05101	TRANSFER FROM GENERAL FUND	-	-				
035	392	05497	TRANSFER FROM 097 TURNBACK	-	-		277,402	277,402	
			TOTAL REVENUE	**347,172**	**305,917**	**709,234**	**700,886**	**701,806**	**706,584**
									245,629
EXPENSES				**2018 Actual**	**2019 Actual**	**2020 ADOPTED**	**2020 Y2D**	**2020 EST YE**	**2021 PROPOSED**
STREET CLEANING 431									
035	431	10141	FULLTIME PERSONNEL	16,981	20,582	22,265		21,191	21,115
035	431	10165	SHIFT DIFFERENTIAL	262	280	300		242	250
035	431	11161	FICA (SS & MEDICARE)		875	817		1,640	1,634
			TOTAL	**17,243**	**21,737**	**23,382**	**-**	**23,073**	**22,999**
WINTER MAINTENANCE 432									
035	432	10141	FULLTIME PERSONNEL		-	-		53	-
035	432	10144	PART-TIME PERSONNEL			15,735		11,470	-
035	432	10160	OVERTIME WAGES		14,095	-		-	12,783
035	432	11161	FICA (SS & MEDICARE)		1,081	1,204		882	978
035	432	24120	SNOW REMOVAL MATERIALS	36,802	78,394	50,000	19	325	55,000
			TOTAL	**36,802**	**93,570**	**66,939**	**19**	**12,730**	**68,761**
TRAFFIC CONTROL DEVICES 433									
035	433	10141	FULLTIME PERSONNEL	-	-				
035	433	11161	FICA (SS & MEDICARE)	-	-				-
035	433	24140	STREET SIGN SUPPLIES	4,493	10,039	10,000		9,609	15,000
			TOTAL	**4,493**	**10,039**	**10,000**	**-**	**9,609**	**15,000**
STORMWATER 436									
035	436	10141	FULLTIME PERSONNEL	511	-	8,249		3,282	33,692
035	436	10134	FOREMAN					1,544	5,116
035	436	10144	PART-TIME PERSONNEL			-		-	3,793
035	436	10160	OVERTIME WAGES					384	1,000
035	436	11161	FICA (SS & MEDICARE)	-	-	631		399	3,335
035	436	31300	ENGINEERING SERVICES						
035	436	24130	STORMWATER MATERIALS	-	8,464		2,768	12,799	20,000
035	436	72559	SUNSET PINES STORMWATER		188			-	97,050
			TOTAL	**511**	**8,652**	**8,880**	**2,768**	**18,408**	**163,986**
VEHICLE & EQUIP MAINTENANCE 437									
035	437	10174	MECHANIC WAGES	15,324	48,732	29,309		26,514	30,511
035	437	10149	INTERN		-	3,680			-
035	437	11161	FICA (SS & MEDICARE)	5,089	3,577	2,524		2,028	2,334
035	437	26100	PURCHASE EQUIPMENT	-	-	-			
035	437	37410	SWEEPER MAINTENANCE	2,228	3,238	3,963	387	3,181	2,000
035	437	37730	EQUIPMENT REPAIRS	176	-	500			
035	437	46100	SUPPLIES OTHER	-	-	500			
			TOTAL	**22,817**	**55,547**	**40,476**	**387**	**31,723**	**34,845**
STREET MAINTENANCE 438									
035	438	10141	FULLTIME PERSONNEL	34,542	-	57,227		97,308	
035	438	10134	FOREMAN					37,674	10,083
035	438	10160	OVERTIME	96	-				
035	438	11161	FICA (SS & MEDICARE)	-	-	4,378		10,326	771
035	438	24141	STREET MAINT. MATERIALS	-	5,106	5,000	17		25,000
			TOTAL	**34,638**	**5,106**	**66,605**	**17**	**145,308**	**35,854**
STREET PROJECTS 439									
035	439	75100	CAPITAL PROJECTS	**113,537**	**9,454**	**380,558**			**105,900**
			TOTAL REVENUE	**347,172**	**305,917**	**709,234**	**700,886**	**701,806**	**706,584**
			TOTAL EXPENDITURES	**230,041**	**204,104**	**596,840**	**3,191**	**240,851**	**447,347**
			TO FUND BALANCE	**117,131**	**101,813**	**112,394**	**697,695**	**460,955**	**259,238**

MINOR FUNDS

Fund 002	**Internal Service Fund**	**74**
Fund 005	**Recreation Fund**	**75**
Fund 025	**Route 220 Interchange Fund (Spur G)**	**75**
Fund 032	**Homberman Park Fund**	**76**
Fund 033	**Levee Escrow Fund**	**76**
Fund 034	**Tidlow River Dam Fund**	**76**
Fund 045	**Rural Enterprise Fund**	**77**
Fund 057	**Sidewalk Rehab Loan Fund**	**77**
Fund 055	**Poorman Small Business Grant Fund**	**77**

FUND 002 INTERNAL SERVICE FUND

Fund	Dept	Object	Title	2018 Actual	2019 Actual	2020 ADOPTED	2020 Y2D	2020 EST YE	2021 PROPOSED
REVENUES									
002	300	03001	BEGINNING BALANCE	9,923	17,666	14,523	15,784	15,784	2,819
002	300	03533	SECURITY BOXES (SALES)	-	-	-		-	-
002	341	05410	INVESTMENT INTEREST	-	10	-		-	-
002	358	07701	UNLEADED GASOLINE	-	-	-		-	-
002	358	07702	DIESEL FUEL	-	-	-		-	-
002	358	07735	FUEL/CRAFTS INC	-	-	-		-	-
002	358	07736	FUEL/CITIZENS HOSE COMPANY	2,206	2,309	2,550	1,208	1,698	1,714
002	358	07737	FUEL/EMERGENCY MEDICAL SERVICE	-	36	45		-	-
002	358	07738	FUEL/CASTANEA TOWNSHIP	3,345	2,469	3,022		-	-
002	358	07739	FUEL/RENOVO AMBULANCE	-	-	-		-	-
002	358	07741	FUEL/ROSS LIBRARY	1,116	530	616	264	371	375
002	358	07747	FUEL/SPCA	1,343	1,575	1,835	837	1,176	1,187
002	358	07751	FUEL/HOPE HOSE COMPANY	144	111	112	64	90	91
002	389	07789	SERVICE CHARGES	348	277	331	66	93	94
002	389	08100	MISCELLANEOUS	-	-	-		-	-
			TOTAL	**18,425**	**18,425**	**23,034**	**18,223**	**19,212**	**6,281**
REIMBURSEMENTS									
002	392	05152	REIMBURSEMENT/FUND 52/HOUSEREH	-	-	-		-	-
002	392	05153	REIMBURSEMENT 2014 CDBG	58	-	-		-	-
002	392	05160	REIMBURSEMENT/WATER FUND	12,068	10,465	11,671	5,744	8,072	8,151
002	392	05163	REIMBURSEMENT SEWER FUND	5,946	7,494	8,617	2,529	3,555	3,589
002	392	05164	ALLOCATION FROM GENERAL FUND	41,382	28,112	28,780	21,571	30,317	30,614
002	392	05170	REIMBURSEMENT/AIRPORT FUND	2,563	2,070	2,274	730	1,025	1,035
002	392	05172	ALLOCATION FROM RECREATIONFUND	31	51	63	34	48	48
002	392	05185	Reimb/Rural Business Fund	4	-	-		-	-
002	392	05197	REIMB FROM 2012 CDBG/FUND 95	-	-	-		-	-
002	392	05198	REIMB FROM 2013 CDBG/FUND 96	-	-	-		-	-
			TOTAL	**62,053**	**48,193**	**51,405**	**30,608**	**43,016**	**43,438**
EXPENDITURES									
002	401	32500	POSTAGE	5,754	10,060	11,083	6,164	8,663	8,836
002	401	37610	UNLEADED GASOLINE	41,842	23,841	21,689	16,301	22,909	23,368
002	401	37612	DIESEL FUEL	15,216	20,889	19,522	8,576	12,053	12,294
002	492	49201	TRANSFER TO GENERAL FUND					15,784	
002	401	76999	UNAPPROPRIATED RESERVE	-	-	22,144		-	
			TOTAL	**62,812**	**54,790**	**74,439**	**31,041**	**59,409**	**44,498**
			TOTAL REVENUE	**80,477**	**66,617**	**74,439**	**48,831**	**62,228**	**49,719**
			TOTAL EXPENDITURES	**62,812**	**54,790**	**74,439**	**31,041**	**59,409**	**44,498**
			EXCESS (DEFICIENCY)	**17,666**	**11,827**	**0**	**17,790**	**2,819**	**5,221**

FUND 005 RECREATION FUND

Fund	Dept	Object	Title	2018 Actual	2019 Actual	2020 ADOPTED	2020 Y2D	2020 EST YE	2021 PROPOSED
REVENUES									
005	300	03001	BEGINNING BALANCE	74,198	69,259	73,552	53,547	53,547	56,773
005	341	05410	INVESTMENT INTEREST	350	219		35	49	50
005	389	07614	REIMBURSEMENTS	-					
005	389	08100	MISCELLANEOUS	-					
005	387	08869	PUBLIC CONTRIBUTIONS TRASH CANS	-	1,724	9,760			5,000
005	387	08873	PUBLIC CONTRIBUTIONS CONCERTS	25,877	25,297	25,000	10,964	18,409	25,000
005	387	08874	PUBLIC CONTRIBUTIONS MOVIES	2,000	2,000	2,000			1,500
005	387	08875	BOAT DOCK DONATIONS	37,605	14,250	500			-
005	367	08880	WINTER RACE REVENUE	6,500	140	16,000	21,548	21,548	17,000
005	367	08882	FALL RACE REVENUE	175					
			TOTAL	**146,705**	**146,705**	**126,812**	**86,094**	**93,553**	**105,323**
EXPENDITURES									
005	409	37160	OTHER MAINT (Jaycees)	-	4,900	11,541	512	512	11,029
005	453	40318	OUTDOOR CINEMA EXP	1,518	1,118	1,500	500	500	1,500
005	453	46228	FLOATING STAGE MAINT	2,404	225	1,500	1,891	1,891	1,500
005	453	46230	CONCERTS BAND EXPENSES	23,060	23,280	18,500	12,460	12,460	18,500
005	453	46231	FLOATING STAGE EVENTS	2,644	2,326	8,500	3,911	3,911	8,500
005	452	46232	BOAT DOCK PROJECT	32,972	13,723	500	709	709	500
005	453	46239	CONCERTS MISC. EXPENSE	77	-	500	147	147	500
005	409	46316	TRASH CANS	-	2,954	9,760			5,000
005	452	46330	WINTER RACE EXPENDITURES	14,770	15,332	15,000	16,649	16,649	17,000
005	452	46332	FALL RACE EXPENDITURES	-					
005	401	76999	UNAPPROPRIATED RESERVE	-		59,538			
			TOTAL	**77,446**	**77,446**	**126,839**	**36,779**	**36,779**	**64,029**
			TOTAL REVENUE	**146,705**	**146,705**	**126,812**	**86,094**	**93,553**	**105,323**
			TOTAL EXPENDITURES	**77,446**	**77,446**	**126,839**	**36,779**	**36,779**	**64,029**
			EXCESS (DEFICIENCY)	**69,259**	**69,259**	**(27)**	**49,315**	**56,773**	**41,295**

FUND 025 INTERCHANGE FUND

Fund	Dept	Object	Title	2018 Actual	2019 Actual	2020 ADOPTED	2020 Y2D	2020 EST YE	2021 PROPOSED
REVENUES									
025	300	03001	BEGINNING BALANCE	8,891	5,347	164	(2,400)	(2,400)	(16)
025	354	05313	COMMONWEALTH	25,548	-	12,496	13,432	10,106	8,388
025	341	05410	INVESTMENT INTEREST	3	1			-	
025	358	06573	COUNTY SHARE	11,063	202	6,248	3,798	5,053	4,194
025	392	05164	ALLOCATION FROM GENERAL FUND	4,084	4,000	4,000		4,000	4,000
			TOTAL	**49,589**	**9,551**	**22,908**	**14,831**	**16,759**	**16,565**
EXPENDITURES									
025	434	10141	FULL TIME PERSONNEL	-				-	-
025	434	21500	OTHER SUPPLIES	400		400		-	500
025	434	36100	ELECTRIC SERVICE	16,000	20,212	16,450	11,936	16,775	17,111
025	434	45000	CONTRACT SERVICES	31,000	-	5,000		-	5,000
025	434	45300	EQUIPMENT RENTAL	400		-		-	-
025	434	76999	UNAPPROPRIATED RESERVE					-	
			TOTAL	**47,800**	**20,212**	**21,850**	**11,936**	**16,775**	**22,611**
			TOTAL REVENUE	**49,589**	**9,551**	**22,908**	**14,831**	**16,759**	**16,565**
			TOTAL EXPENDITURES	**47,800**	**20,212**	**21,850**	**11,936**	**16,775**	**22,611**
			EXCESS (DEFICIENCY)	**1,789**	**(10,661)**	**1,058**	**2,894**	**(16)**	**(6,046)**

FUND 032 HOBERMAN PARK

Fund	Dept	Object	Title	2018 Actual	2019 Actual	2020 ADOPTED	2020 Y2D	2020 EST YE	2021 PROPOSED
REVENUES									
032	300	03001	BEGINNING BALANCE	3,418	3,426	3,897	4,353	4,353	4,721
032	341	05410	INVESTMENT INTEREST	1	24		6	8	
032	387	08873	PUBLIC CONTRIBUTIONS	400	432		360	360	364
			TOTAL	**3,819**	**3,882**	**3,897**	**4,719**	**4,721**	**5,085**
EXPENDITURES									
032	454	72454	CAPITAL IMPROVEMENTS			3,897		-	
032	454	76999	UNAPPROPRIATED RESERVE	3,819				-	
			TOTAL	**3,819**	**-**	**3,897**	**-**	**-**	**-**
			TOTAL REVENUE	**3,819**	**3,882**	**3,897**	**4,719**	**4,721**	**5,085**
			TOTAL EXPENDITURES	**3,819**	**-**	**3,897**	**-**	**-**	**-**
			EXCESS (DEFICIENCY)	**-**	**3,882**	**0**	**4,719**	**4,721**	**5,085**

FUND 033 LEVEE ESCROW

Fund	Dept	Object	Title	2018 Actual	2019 Actual	2020 ADOPTED	2020 Y2D	2020 EST YE	2021 PROPOSED
REVENUES									
033	300	03001	BEGINNING BALANCE	621	554	559	562	562	67
033	392	05413	2018A NOTE PROCEEDS		89,226	205,035	57,096	57,096	
033	392	06574	CITY ALLOCATION				1,400	1,400	-
033	341	05410	INVESTMENT INTEREST		3		1	1	
			TOTAL	**621**	**89,783**	**205,594**	**59,059**	**59,059**	**67**
EXPENDITURES									
033	446	34100	ADVERTISING/PRINTING				159		
033	446	75160	SEALCOAT & REMARK				67	58,992	
033	446	72446	LEVEE IMPROVEMENTS		89,226	205,035			
033	446	76999	UNAPPROPRIATED RESERVE	621		559			
			TOTAL	**621**	**89,226**	**205,594**	**226**	**58,992**	**-**
			TOTAL REVENUE	**621**	**89,783**	**205,594**	**59,059**	**59,059**	**67**
			TOTAL EXPENDITURES	**621**	**89,226**	**205,594**	**226**	**58,992**	**-**
			EXCESS (DEFICIENCY)	**-**	**557**	**(0)**	**58,833**	**67**	**67**

FUND 034 TIDLOW RIVER DAM

Fund	Dept	Object	Title	2018 Actual	2019 Actual	2020 ADOPTED	2020 Y2D	2020 EST YE	2021 PROPOSED
REVENUES									
034	300	03001	BEGINNING BALANCE	36,066	35,015	24,728	29,275	29,275	24,064
034	341	05410	INVESTMENT INTEREST	66	206		58	81	25
034	393	05413	2018A NOTE PROCEEDS		392,160				
034	392	06574	CITY ALLOCATION	600					
			TOTAL	**36,732**	**427,380**	**24,728**	**29,333**	**29,356**	**24,089**
EXPENDITURES									
034	446	72710	REPAIRS/IMPROVEMENTS	35,366	365,895		5,292	5,292	
034	446	76999	UNAPPROPRIATED RESERVE			24,728			
			TOTAL	**35,366**	**365,895**	**24,728**	**5,292**	**5,292**	**-**
			TOTAL REVENUE	**36,732**	**427,380**	**24,728**	**29,333**	**29,356**	**24,089**
			TOTAL EXPENDITURES	**35,366**	**365,895**	**24,728**	**5,292**	**5,292**	**-**
			EXCESS (DEFICIENCY)	**1,366**	**61,484**	**0**	**24,041**	**24,064**	**24,089**

PLANNING DEPARTMENT MULTI-YEAR BUDGETS

FUND 045 RURAL BUSIINESS ENTERPRISE FUND (COMMERCIAL LOAN)

Fund	Dept	Object	Title	2018 Actual	2019 Actual	2020 ADOPTED	2020 Y2D	2020 EST YE	2021 PROPOSED
REVENUES									
045	300	03001	BEGINNING BALANCE	452,602	467,938	440,914	473,946	473,946	481,228
045	341	05410	INVESTMENT INTEREST	2,633	2,361	3,687	574	807	750
045	389	05413	LOAN REPAYMENTS	54,271	54,000			-	
045	392	06574	CITY ALLOCATION						
045	389	07614	REIMBURSEMENTS	398			51,491	61,789	62,000
			TOTAL	**509,903**	**524,299**	**444,600**	**526,011**	**536,542**	**543,978**
EXPENDITURES									
045	465	10141	FULLTIME PERSONNEL	224		2,000		-	2,000
045	465	11156	HEALTH INSURANCE			200		-	200
045	465	11158	DENTAL INSURANCE			40		-	40
045	465	11161	FICA (SS & MEDICARE)	17		153		-	153
045	465	11580	LIFE INSURANCE			15		-	15
045	465	31400	LEGAL EXPENSE			100	94	132	100
045	465	34100	ADVERTISING	358		375		-	375
045	465	35303	SURETY BONDS	100		100			100
045	465	40100	RLF EXPENSES				50,000	50,000	
045	465	40110	CONTRACT SERVICES (SEDA-COG)	5,260		6,599	4,235	5,082	
045	465	40240	LOANS	36,007	50,012	50,000			150,000
045	465	40320	PROGRAM ADMIN		5,503		100	100	
045	401	76999	UNAPPROPRIATED RESERVE						
			TOTAL	**41,966**	**55,515**	**59,582**	**54,429**	**55,314**	**152,983**
			TOTAL REVENUE	**509,903**	**524,299**	**444,600**	**526,011**	**536,542**	**543,978**
			TOTAL EXPENDITURES	**41,966**	**55,515**	**59,582**	**54,429**	**55,314**	**152,983**
			EXCESS (DEFICIENCY)	**467,938**	**468,784**	**385,018**	**471,582**	**481,228**	**390,995**

FUND 057 SIDEWALK REHAB FUND

Fund	Dept	Object	Title	2018 Actual	2019 Actual	2020 ADOPTED	2020 Y2D	2020 EST YE	2021 PROPOSED
REVENUES									
057	300	03001	BEGINNING BALANCE				12,157	12,157	13,366
057	341	05410	INVESTMENT INTEREST				7	9	5
057	389	05413	LOAN PAYMENTS					1,200	2,400
057	392	06574	CITY ALLOCATION						
			TOTAL	**-**	**-**	**-**	**12,164**	**13,366**	**15,771**
EXPENDITURES									
057	465	31400	LEGAL EXPENSE		457		24		100
057	465	72710	REPAIRS/IMPROVEMENTS						6,000
057	401	76999	UNAPPROPRIATED RESERVE						
			TOTAL	**-**	**457**	**-**	**24**	**-**	**6,100**
			TOTAL REVENUE	**-**	**-**	**-**	**12,164**	**13,366**	**15,771**
			TOTAL EXPENDITURES	**-**	**457**	**-**	**24**	**-**	**6,100**
			EXCESS (DEFICIENCY)	**-**	**(457)**	**-**	**12,140**	**13,366**	**9,671**

FUND 055 POORMAN BUSINESS FUND

Fund	Dept	Object	Title	2018 Actual	2019 Actual	2020 ADOPTED	2020 Y2D	2020 EST YE	2021 PROPOSED
REVENUES									
055	300	03001	BEGINNING BALANCE				-	-	61
055	341	05410	INVESTMENT INTEREST				0	0	5
055	387	06710	CC COMMUNITY FOUNDATION				973	973	487
			TOTAL	-	-	-	973	973	553
EXPENDITURES									
055	465	40313	COMMERCIAL GRANTS				912	912	500
055	465	76999	UNAPPROPRIATED RESERVE				-		
			TOTAL	**-**	**-**	**-**	**912**	**912**	**500**
			TOTAL REVENUE	**-**	**-**	**-**	**973**	**973**	**553**
			TOTAL EXPENDITURES	**-**	**-**	**-**	**912**	**912**	**500**
			EXCESS (DEFICIENCY)	**-**	**-**	**-**	**61**	**61**	**53**

MULTI-YEAR FUNDS

Fund 030	**2016 CDBG**	**80**
Fund 074	**2017 CDBG**	**80**
Fund 060	**2018 CDBG**	**81**
Fund 075	**2019 CDBG**	**81**
Fund 049	**2020 CDBG-CV**	**82**
Fund 058	**2020 CDBG**	**82**

2016 CDBG FUND 030 (MULTI-YEAR)

Fund	Dept	Object	Title	ADOPTED BUDGET	AMENDED BUDGET	TOTAL BUDGET	2017	2018	2019	2020 Y2D	2020 EST YE	2021 EST	REMAING
REVENUES													
030	300	03001	BEGINNING BALANCE					(2,209)	(771)	(33,836)	(33,836)	18,387	**18,387**
030	341	05410	INVESTMENT INTEREST	100		**100**							**100**
030	354	06545	COMMONWEALTH CDBG	272,958		**272,958**	183,962	14,587	8,833	44,825	85,576		**(20,000)**
			TOTAL	**273,058**	**-**	**273,058**	**183,962**	**12,378**	**8,062**	**10,989**	**51,740**	**18,387**	**(1,513)**
EXPENDITURES													
030	465	10133	HEAD OF DEPARTMENT	18,282		**3,726**	1,691	753		1,282	1,282		**(0)**
030	465	10144	PART-TIME PERSONNEL	1,500		**1,725**	1,725						**-**
030	465	11156	HEALTH INSURANCE	7,500		**373**	373						**0**
030	465	11158	DENTAL INSURANCE	250		**12**	12						**(0)**
030	465	11161	FICA (SS & MEDICARE)	5,000		**412**	261	58		94	94		**(0)**
030	465	11580	LIFE INSURANCE	100		**4**	4						**(0)**
030	465	40320	GENERAL PROGRAM ADMIN	8,000		**14,737**	4,200	12,338	345				**(2,146)**
030	465	40321	PRE-AGREEMENT EXPENSES	10,000									**-**
030	462	40321	HOUSING REHAB		53,313	**53,313**			41,553	11,225	11,225		**535**
030	439	40332	S JONES ST PAVING	51,958		**2,993**	2,993						**(0)**
030	439	40333	S FAIRVIEW ST PAVING	86,248		**107,945**	107,945						**(0)**
030	439	40334	W THIRD ST PAVING	84,120		**66,967**	66,967						**0**
030	454	40335	HAMMERMILL PLAYGROUND REHAB		20,751	**20,751**				20,752	20,752		**(1)**
030	465	46210	INTEREST RETURNED	100		**100**							**100**
			TOTAL	**273,058**	**74,064**	**273,058**	**186,171**	**13,149**	**41,898**	**33,353**	**33,353**	**-**	**(1,513)**
			TOTAL REVENUE	**273,058**	**-**	**273,058**	**183,962**	**12,378**	**8,062**		**51,740**	**18,387**	**(1,513)**
			TOTAL EXPENDITURES	**273,058**	**74,064**	**273,058**	**186,171**	**13,149**	**41,898**		**33,353**	**-**	**(1,513)**
			EXCESS (DEFICIENCY)	**-**	**(74,064)**	**-**	**(2,209)**	**(771)**	**(33,836)**		**18,387**	**18,387**	**(0)**

2017 CDBG FUND 074 (MULTI-YEAR)

Fund	Dept	Object	Title	ADOPTED BUDGET	AMENDED BUDGET	TOTAL BUDGET	2018	2019	2020 Y2D	2020 EST YE	2021 EST	2022 EST	REMAING
REVENUES													
074	300	03001	BEGINNING BALANCE					(555)	(2,459)	(2,459)	(72,330)	(72,330)	**(72,330)**
074	341	05410	INVESTMENT INTEREST	100		**100**							**100**
074	354	06541	DCNR HAMMERMILL GRANT	80,200		**80,200**			72,180	72,180			**8,020**
074	354	06545	COMMONWEALTH CDBG	269,615		**269,615**	273	58,356	23,418	26,018			**184,968**
			TOTAL	**349,915**	**-**	**349,915**	**273**	**57,801**	**93,140**	**95,740**	**(72,330)**	**(72,330)**	**120,758**
EXPENDITURES													
074	465	10133	DEPARTMENT HEAD	5,000		**5,000**							**5,000**
074	465	10133	HEAD OF DEPARTMENT										**-**
074	465	11156	HEALTH INSURANCE	900		**900**							**900**
074	465	11158	DENTAL INSURANCE	90		**90**							**90**
074	465	11161	FICA (SS & MEDICARE)	500		**500**							**500**
074	465	11580	LIFE INSURANCE	90		**90**							**90**
074	465	31400	ADVERTISING					693					**(693)**
074	465	40320	PROGRAM ADMIN	2,000		**2,000**	828	555	8,580	8,580			**(7,963)**
074	465	40321	SEDA-COG CONSULTANT SVCS	39,950		**39,950**		13,300					**26,650**
074	454	40335	HAMMERMILL PLAYGROUND REHAB	160,423		**160,423**		43,111	159,490	159,490			**(42,178)**
074	439	40336	E CHURCH STREET STREETSCAPE	140,862		**140,862**		2,600					**138,262**
074	465	46210	INTEREST RETURNED	100		**100**							**100**
			TOTAL	**349,915**	**-**	**349,915**	**828**	**60,259**	**168,070**	**168,070**	**-**	**-**	**120,758**
			TOTAL REVENUE	**349,915**	**-**	**349,915**	**273**	**57,801**		**95,740**	**(72,330)**	**(72,330)**	**120,758**
			TOTAL EXPENDITURES	**349,915**	**-**	**349,915**	**828**	**60,259**		**168,070**	**-**	**-**	**120,758**
			EXCESS (DEFICIENCY)	**-**	**-**	**-**	**(555)**	**(2,459)**		**(72,330)**	**(72,330)**	**(72,330)**	**-**

2018 CDBG FUND 060 (MULTI-YEAR 12/20/18-12/19/22)

Fund	Dept	Object	Title	ADOPTED BUDGET	AMENDED BUDGET	TOTAL BUDGET	2019	2020 Y2D	2020 EST YE	2021 EST	2022 EST	2023 EST	REMAING
REVENUES													
060	300	03001	BEGINNING BALANCE					20,368	20,368	(907)	2,387	2,387	**2,387**
060	341	05410	INVESTMENT INTEREST	100		**100**							**100**
060	354	06545	COMMONWEALTH CDBG	296,249		**296,249**	20,600	10,774	10,774	264,875			**-**
			TOTAL	**296,349**	**-**	**296,349**	**20,600**	**31,142**	**31,142**	**263,968**	**2,387**	**2,387**	**2,487**
EXPENDITURES													
060	465	10133	HEAD OF DEPARTMENT										**-**
060	465	11161	FICA (SS & MEDICARE)										**-**
060	465	25200	SYSTEM MAINTENANCE										**-**
060	465	31400	ADVERTISING				232						**(232)**
060	465	40321	SEDA-COG CONSULTANT SVCS	42,550		**42,550**		16,600	21,275	18,656			**2,619**
060	465	46210	INTEREST RETURNED	100		**100**							**100**
060	439	51384	E WATER STREET PAVING PHASE I	242,925		**242,925**		4,000		242,925			**-**
060	465	51386	COMPREHENSIVE PLAN	10,774		**10,774**		10,774	10,774				**-**
			TOTAL	**296,349**	**-**	**296,349**	**232**	**31,374**	**32,049**	**261,581**	**-**	**-**	**2,487**
			TOTAL REVENUE	**296,349**	**-**	**296,349**	**20,600**		**31,142**	**263,968**	**2,387**	**2,387**	**2,487**
			TOTAL EXPENDITURES	**296,349**	**-**	**296,349**	**232**		**32,049**	**261,581**	**-**	**-**	**2,487**
			EXCESS (DEFICIENCY)	**-**	**-**	**-**	**20,368**		**(907)**	**2,387**	**2,387**	**2,387**	**0**

2019 CDBG FUND 075 (MULTI-YEAR 2/11/20-2/10/2024)

Fund	Dept	Object	Title	ADOPTED BUDGET	AMENDED BUDGET	TOTAL BUDGET	2020 Y2D	2020 EST YE	2021 EST	2022 EST	2023 EST	2024 EST	REMAING
REVENUES													
075	300	03001	BEGINNING BALANCE						(2,634)	(298,604)	(298,604)	(298,604)	**(298,604)**
075	341	05410	INVESTMENT INTEREST	100		**100**							**100**
075	354	06545	COMMONWEALTH CDBG	298,504		**298,504**							**298,504**
			TOTAL	**298,604**	**-**	**298,604**	**-**	**-**	**(2,634)**	**(298,604)**	**(298,604)**	**(298,604)**	**-**
EXPENDITURES													
075	465	10133	HEAD OF DEPARTMENT	6,856		**6,856**			6856				**-**
075	465	11156	HEALTH INSURANCE	966		**966**			966				**-**
075	465	11158	DENTAL INSURANCE	23		**23**			23				**-**
075	465	11161	FICA (SS & MEDICARE)	313		**313**			313				**-**
075	465	11580	LIFE INSURANCE	22		**22**			22				**-**
075	465	34100	ADVERTISING	3,000		**3,000**	2,634	2,634	366				**-**
075	465	46210	INTEREST RETURNED	100		**100**			100				**-**
075	465	52346	SEDA-COG CONSULTANT SVCS	42,550		**42,550**			42550				**-**
075	454	52345	PIPER-HARMON SAFE-FALL	33,236		**33,236**			33236				**-**
075	439	52344	E WATER STREET PAVING PHASE II	211,538		**211,538**			211538				**-**
			TOTAL	**298,604**	**-**	**298,604**	**2,634**	**2,634**	**295,970**	**-**	**-**	**-**	**-**
			TOTAL REVENUE	**298,604**	**-**	**298,604**		**-**	**(2,634)**	**(298,604)**	**(298,604)**	**(298,604)**	**-**
			TOTAL EXPENDITURES	**298,604**	**-**	**298,604**		**2,634**	**295,970**	**-**	**-**	**-**	**-**
			EXCESS (DEFICIENCY)	**-**	**-**	**-**		**(2,634)**	**(298,604)**	**(298,604)**	**(298,604)**	**(298,604)**	**-**

MULTI-YEAR FUND 049 2020 CDBG-CV

Fund	Dept	Object	Title	ADOPTED BUDGET	AMENDED BUDGET	TOTAL BUDGET	2020 Y2D	2020 EST YE	2021 EST	2022 EST	2023 EST	2024 EST	REMAING
REVENUES													
049	300	03001	BEGINNING BALANCE						-	-	-	-	-
049	341	05410	INVESTMENT INTEREST	100		**100**							**100**
049	354	06545	COMMONWEALTH CDBG	193,732		**193,732**			193,732				-
			TOTAL	**193,832**	-	**193,832**	-	-	**193,732**	-	-	-	**100**
EXPENDITURES													
049	465	10133	HEAD OF DEPARTMENT	28,163		**29,002**			29,002				-
049	465	11156	HEALTH INSURANCE	1,500		**1,500**			1,500				-
049	465	11158	DENTAL INSURANCE	100		**100**			100				-
049	465	11161	FICA (SS & MEDICARE)	2,219		**2,219**			2,219				**(0)**
049	465	11580	LIFE INSURANCE	50		**50**			50				-
049	465	34100	ADVERTISING	2,000		**2,000**			2,000				-
049	465	46210	INTEREST RETURNED	100		**100**							**100**
049	465	52XXX	SMALL BUSINESS GRANTS	159,700		**158,861**			158,861				-
			TOTAL	**193,832**	-	**193,832**	-	-	**193,732**	-	-	-	**100**
			TOTAL REVENUE	**193,832**	-	**193,832**		-	**193,732**	-	-	-	**100**
			TOTAL EXPENDITURES	**193,832**	-	**193,832**		-	**193,732**	-	-	-	**100**
			EXCESS (DEFICIENCY)	-	-	**0**		-	-	-	-	-	**0**

2020 CDBG FUND 058 (MULTI-YEAR)

Fund	Dept	Object	Title	ADOPTED BUDGET	AMENDED BUDGET	TOTAL BUDGET	2021 Y2D	2021 EST YE	2022 EST	2023 EST	2024 EST	2025 EST	REMAING
REVENUES													
058	300	03001	BEGINNING BALANCE						-	-	-	-	-
058	341	05410	INVESTMENT INTEREST	100		**100**							**100**
058	354	06545	COMMONWEALTH CDBG	306,088		**306,008**			306,008				-
			TOTAL	306,188	-	**306,108**	-	-	306,008	-	-	-	**100**
EXPENDITURES													
058	465	10133	HEAD OF DEPARTMENT	37,500		**37,500**			37,500				-
058	465	11156	HEALTH INSURANCE	7,500		**7,500**			7,500				-
058	465	11158	DENTAL INSURANCE	1,200		**1,200**			1,200				-
058	465	11161	FICA (SS & MEDICARE)	2,949		**2,869**			2,869				**(0)**
058	465	11580	LIFE INSURANCE	776		**776**			776				-
058	465	34100	ADVERTISING	5,170		**5,170**			5,170				-
058	465	46210	INTEREST RETURNED	100		**100**			-				**100**
058	462	52XXX	CC HOUSING COALITION	37,648		**37,648**			37,648				-
058	439	52XXX	BALD EAGLE PAVING PHASE I	213,345		**213,345**			213,345				-
			TOTAL	**306,188**	-	**306,108**	-	-	**306,008**	-	-	-	**100**
			TOTAL REVENUE	**306,188**	-	**306,108**		-	**306,008**	-	-	-	**100**
			TOTAL EXPENDITURES	**306,188**	-	**306,108**		-	**306,008**	-	-	-	**100**
			EXCESS (DEFICIENCY)	-	-	**0**		-	-	-	-	-	**0**

LONG-RANGE BUDGET PROJECTIONS (2020-2026)

GENERAL FUND

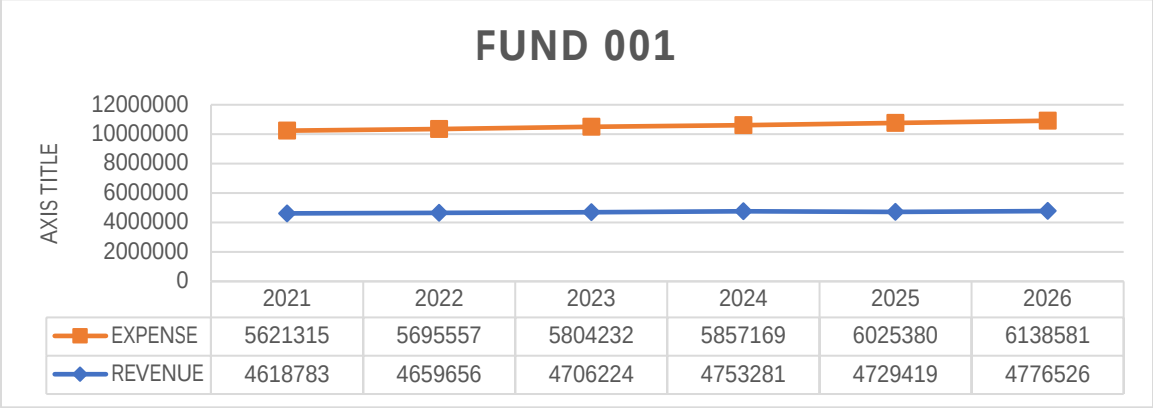

	2021	2022	2023	2024	2025	2026
EXPENSE	5621315	5695557	5804232	5857169	6025380	6138581
REVENUE	4618783	4659656	4706224	4753281	4729419	4776526

WATER FUND

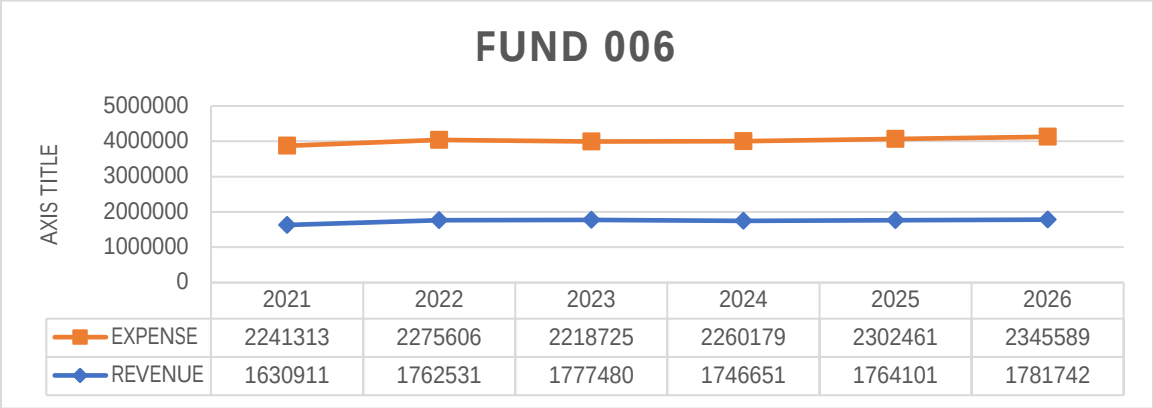

	2021	2022	2023	2024	2025	2026
EXPENSE	2241313	2275606	2218725	2260179	2302461	2345589
REVENUE	1630911	1762531	1777480	1746651	1764101	1781742

Sewer Fund

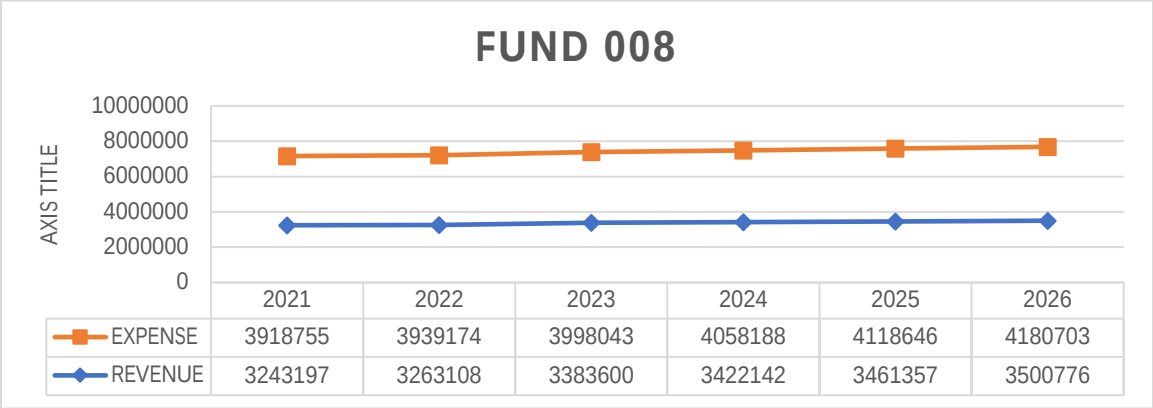

	2021	2022	2023	2024	2025	2026
EXPENSE	3918755	3939174	3998043	4058188	4118646	4180703
REVENUE	3243197	3263108	3383600	3422142	3461357	3500776

Airport Fund

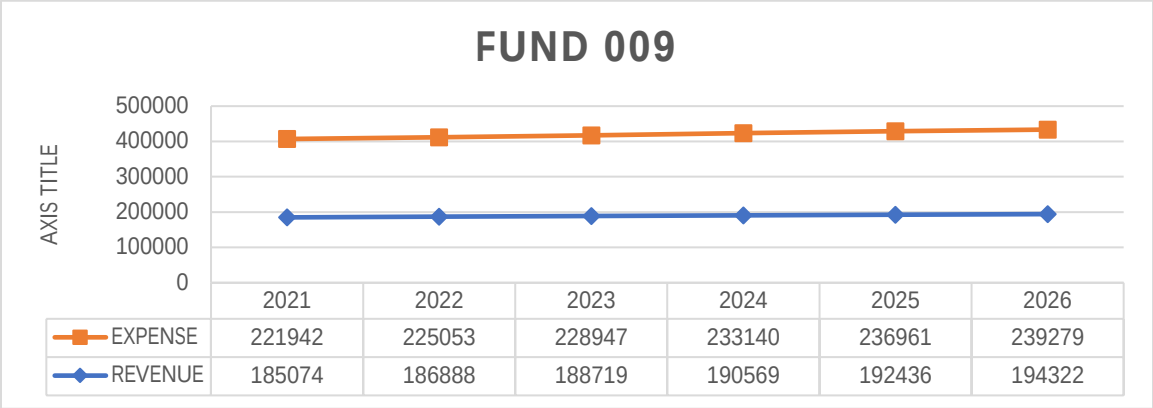

	2021	2022	2023	2024	2025	2026
EXPENSE	221942	225053	228947	233140	236961	239279
REVENUE	185074	186888	188719	190569	192436	194322

Liquid Fuels

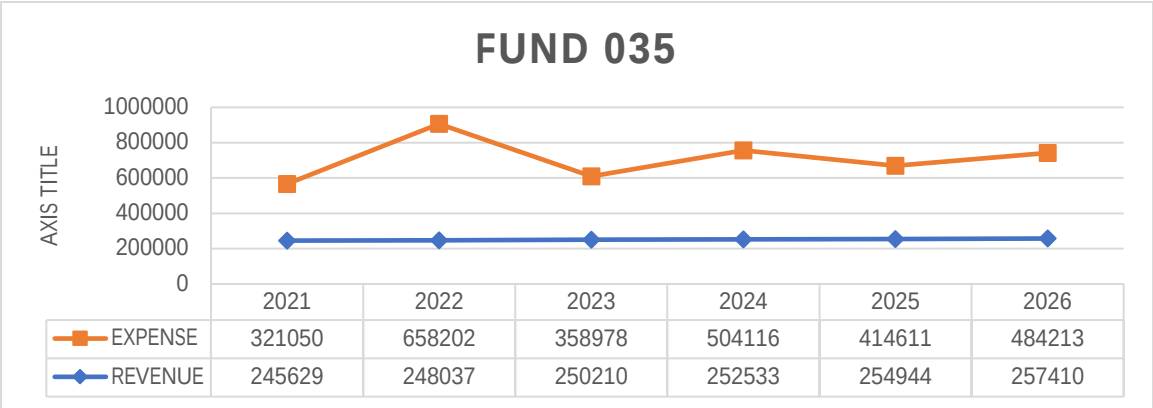

	2021	2022	2023	2024	2025	2026
EXPENSE	321050	658202	358978	504116	414611	484213
REVENUE	245629	248037	250210	252533	254944	257410

SUPPLEMENTAL INFORMATION

Tax Structure

Real Estate Assessed Values

Tax-Exempt Property Values

Community Profile Comparison

INDIVIDUAL TAXES	CITY	COUNTY	SCHOOL	TOTAL
Real Estate Tax	26.3204 (land)			
	5.4151 (bldgs)			
(effective)	9.1	6.0	13.52	28.62
Earned Income Tax (resident)	.50%		1.0%	1.5%
Earned Income Tax (nonresident)	.50%			.50%
Local Services Tax (LST)	$47/yr.		$5/yr.	$52/yr.
Realty Transfer Tax	.50%		.50%	1.0%

BUSINESS TAXES	CITY	COUNTY	SCHOOL	TOTAL
Business Privilege Tax (Retail)	.75%		.75%	1.5%
Business Privilege Tax (Wholesale)	.50%		.50%	1.0%
Business Privilege Tax (Other)			1.5%	1.5%
Mechanical Devices	$50			$50

THIS INFORMATION HAS NOT YET BEEN PROVIDED BY THE COUNTY ASSESSMENT OFFICE AND WILL BE UPDATED WHEN AVAILABLE

TOTAL ASSESSED VALUES (BUILDINGS PLUS LAND)								
	-0.30%	**0.19%**	**-0.34%**	**-0.09%**	**-0.06%**	**-0.28%**		
WARD	**2015**	**2016**	**2017**	**2018**	**2019**	**2020**	**Current Year**	**Percentage**
							Inc./Dec.	**Inc./Dec.**
1st Ward	$47,180,400	$47,484,700	$47,018,900	$44,706,100	$44,909,500	$44,693,300	($216,200)	-0.48%
2nd Ward	$35,081,100	$35,222,800	$35,254,200	$35,335,400	$35,335,400	$35,336,500	$1,100	0.00%
3rd Ward	$68,805,100	$68,516,300	$68,483,900	$68,077,100	$67,875,900	$67,823,800	($52,100)	-0.08%
4th Ward	$83,188,800	$83,299,800	$82,927,700	$84,966,200	$84,801,100	$84,324,800	($476,300)	-0.56%
5th Ward	$45,577,800	$45,855,200	$45,736,500	$46,071,300	$46,078,000	$46,044,500	($33,500)	-0.07%
TOTAL	$279,833,200	$280,378,800	$279,421,200	$279,156,100	$278,999,900	$278,222,900	($777,000)	-1.19%
SEPARATE ASSESSED VALUES								
	2015	**2016**	**2017**	**2018**	**2019**	**2020**	**Current Year**	**Percentage**
	Building	**Building**	**Building**	**Building**	**Building**	**Building**	**Inc./Dec.**	**Inc./Dec.**
1st Ward	$40,196,300	$40,446,600	$40,003,700	$37,887,900	$38,017,300	$37,817,200	($200,100)	-0.53%
2nd Ward	$29,508,200	$29,552,500	$29,491,700	$29,597,300	$29,597,300	$29,598,400	$1,100	0.00%
3rd Ward	$56,764,000	$56,507,200	$56,474,500	$56,086,000	$55,900,900	$56,015,800	$114,900	0.21%
4th Ward	$66,067,600	$66,149,100	$65,652,600	$67,270,400	$67,163,900	$66,669,900	($494,000)	-0.74%
5th Ward	$39,224,900	$39,496,600	$39,396,200	$39,706,500	$39,714,600	$39,679,900	($34,700)	-0.09%
TOTAL	$231,761,000	$232,152,000	$231,018,700	$230,548,100	$230,394,000	$229,781,200	($612,800)	-1.14%
Taxes @100%	$1,255,007	$1,257,124	$1,250,987	$1,248,439	$1,247,604	$1,244,286	($3,318)	
Taxes @ 88%	$1,104,406	$1,106,269	$1,100,869	$1,098,626	$1,097,892	$1,094,972	($2,920)	
Taxes @ 92%	$1,154,606	$1,156,554	$1,150,908	$1,148,564	$1,147,796	$1,144,743	($3,053)	
	Land	**Land**	**Land**	**Land**	**Land**	**Land**	**Inc./Dec.**	**Inc./Dec.**
1st Ward	$6,984,100	$7,038,100	$7,015,200	$6,818,200	$6,892,200	$6,876,100	($16,100)	-0.23%
2nd Ward	$5,572,900	$5,670,300	$5,762,500	$5,738,100	$5,738,100	$5,738,100	$0	0.00%
3rd Ward	$12,041,100	$12,009,100	$12,009,400	$11,991,100	$11,975,000	$11,808,000	($167,000)	-1.39%
4th Ward	$17,121,200	$17,150,700	$17,275,100	$17,695,800	$17,637,200	$17,654,900	$17,700	0.10%
5th Ward	$6,352,900	$6,358,600	$6,340,300	$6,364,800	$6,363,400	$6,364,600	$1,200	0.02%
TOTAL	$48,072,200	$48,226,800	$48,402,500	$48,608,000	$48,605,900	$48,441,700	($164,200)	-1.51%
Taxes @100%	$1,265,278	$1,269,347	$1,273,971	$1,279,380	$1,279,325	$1,275,003	($4,322)	
Taxes @ 88%	$1,113,444	$1,117,025	$1,121,095	$1,125,854	$1,125,806	$1,122,003	($3,803)	
Taxes @ 92%	$1,164,055	$1,167,799	$1,172,054	$1,177,030	$1,176,979	$1,173,003	($3,976)	
TOTAL TAX								
@ 100 %	$2,520,284	$2,526,471	$2,524,958	$2,527,819	$2,526,929	$2,519,289	($7,640)	-0.30%
@ 88 %	$2,217,850	$2,223,294	$2,221,963	$2,224,481	$2,223,698	$2,216,974	($6,723)	-0.30%
@92%	$2,318,662	$2,324,353	$2,322,962	$2,325,593	$2,324,775	$2,317,746	($7,029)	-0.30%

Tax Exemption by Type					
	Acres	*Land Value*	*Improvement Value*	*Total Value*	*Tax (Exemption Value)*
Education	83	$ 4,153,400	$ 95,125,100	$ 99,278,500	$ 624,420
Government	203	$ 4,958,300	$ 15,216,300	$ 20,174,600	$ 212,899
Housing	23	$ 1,457,700	$ 14,667,000	$ 16,124,700	$ 65,115
Religious	13	$ 875,400	$ 7,769,900	$ 8,645,300	$ 30,969
Nonprofits	12	$ 399,300	$ 3,778,300	$ 4,177,600	$ 30,969
US Veterans	6	$ 405,900	$ 1,593,300	$ 1,999,200	$ 19,311
Utilities & RR	33	$ 472,100	$ 970,600	$ 1,442,700	$ 17,681
Emergency Services	2	$ 198,600	$ 1,108,700	$ 1,307,300	$ 11,231
Cemeteries	76	$ 16,200	$ -	$ 16,200	$ 426
					$ 1,013,021
Significant Sources of Exemption					
LHU & Foundation	77	$ 3,889,100	$ 87,618,900	$ 91,508,000	$ 576,817
Housing Authority	23	$ 1,423,300	$ 14,435,400	$ 15,858,700	$ 115,629
Clinton County	13	$ 359,600	$ 10,638,200	$ 10,997,800	$ 67,071
School District	6	$ 264,300	$ 7,506,200	$ 7,770,500	$ 47,602
Holy Spirit Parish	8	$ 401,400	$ 2,509,800	$ 2,911,200	$ 24,155
City of Lock Haven	164	$ 4,210,400	$ 4,268,000	$ 8,478,400	$ 133,929
Flood Authoirty	26	$ 322,900	$ 24,600	$ 347,500	$ 8,632
UPMC Susquehanna	18	$ 341,400	$ 11,727,700	$ 12,069,100	$ 72,491
If UPMC is successful with their exemption appeal					

Cities of Scale							
Sources **Census ACS 2017** **2019 Municipal Tax Information** **(DCED Municipal Statistics)**	Aliquippa (Beaver)	Jeannette (Westmoreland)	Warren (Warren)	Lock Haven (Clinton)	Sunbury (Northumberland)	Uniontown (Fayette	Oil City (Venango)
Population	9,173	9,341	9,333	**9,540**	9,643	9,975	10,101
Median Age	42.3	42.0	44.1	**23.9**	37.3	42.7	39.4
Under 18	21.0%	18.7%	**19.9%**	18.0%	22.2%	18.6%	23.0%
65 and over	19.5%	**18.6%**	18.8%	12.3%	15.9%	19.5%	15.8%
Births last year	240	48	140	136	**253**	194	87
Walk to Work	0.80%	2.40%	8.80%	**15.00%**	6.00%	6.40%	4.60%
Median Household Income	$31,121	$40,309	$41,049	$31,158	**$33,525**	$28,267	$36,098
Median Home Value	$72,000	$86,200	$79,300	$106,800	$79,700	**$83,100**	$48,800
Households	4,324	**4,425**	4,347	3,345	4,172	4,395	4,275
Average Household Size	2.10	2.10	2.09	**2.38**	2.20	2.14	2.30
EIT Rate Resident	1.0	1.35	2.2	**0.5**	**0.5**	**0.5**	**0.5**
Effective Millage	30	33.62	19.8	**9.0571**	31.25	12.2349	11.92
Split General	n/a	n/a	n/a	9.0571	n/a	n/a	n/a
Split Buildings	n/a	n/a	n/a	5.4151	n/a	n/a	n/a
Split Land	n/a	n/a	n/a	26.3204	n/a	n/a	n/a
Civilian LF Unemployed	6.50%	**3.20%**	4.60%	4.50%	4.10%	6.00%	4.10%
Self-employed	3.0%	5.1%	**7.6%**	2.8%	3.9%	4.2%	4.2%
Vacant Housing Units	21.2%	11.4	11.40%	15.80%	**7.90%**	17.70%	14.30%
Rentals	**44.3%**	33.0%	43.1%	64.4%	50.6%	51.4%	37.0%
Median Rent	$584	$589	$620	$702	$610	**$566**	$579